



**WEB BASED PROJECT MANAGEMENT SYSTEM FOR
PT. MEKA EDUVERSITY KOMUNIKASI**

By

MUHAMMAD SALMAN BURHANUDDIN
012201900034

A Thesis
Submitted to the Faculty of Computing
President University
in Partial to Fulfilment of the Requirement
for the Degree of Bachelor of Science
in Information System

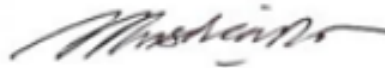
Cikarang, Bekasi, Indonesia

February 2023

PANEL OF EXAMINER APPROVAL

The Panel of Examiners declare that the undergraduate thesis entitled Web Based Management System for PT. Meka Eduversity Komunikasi that was submitted by Muhammad Salman Burhanuddin majoring in System Information from the Computing was assessed and approved to have passed the Oral Examination on 23th January 2023

Panel of Examiner



.....
Rusdianto Roestam MSc., PhD.



.....
Genta Sahuri S.Kom., M.Kom

STATEMENT OF ORIGINALITY


In my capacity as an active student of President University and as the author of the thesis/final project/business plan stated below:

Name : Muhammad Salman Burhanuddin
Student ID number : 012201900034
Study Program : Information System
Faculty : Computing

I hereby declare that my thesis/final project/business plan entitled “**Web Based Project Management System for PT. Meka Eduversity Komunikasi**” is to the best of my knowledge and belief, an original piece of work based on sound academic principles. If there is any plagiarism detected in this thesis/final project/business plan, I am willing to be personally responsible for the consequences of these acts of plagiarism, and will accept the sanctions against these acts in accordance with the rules and policies of President University.

I also declare that this work either in whole or in part, has not been submitted to another university to obtain a degree.

Cikarang, 6 February 2023

()
Muhammad Salman Burhanuddin

SCIENTIFIC PUBLICATION APPROVAL FOR ACADEMIC INTEREST

As an academic community member of the President's University, I, the undersigned:

Name : Muhammad Salman Burhanuddin

Student ID number : 012201900034

Study program : Information System


for the purpose of development of science and technology, certify, and approve to give President university a non-exclusive royalty-free right upon my final report with the title:

WEB BASED PROJECT MANAGEMENT SYSTEM FOR PT. MEKA EDUVERSITY KOMUNIKASI

With this non-exclusive royalty-free right, President University is entitled to converse, to convert, to manage in a database, to maintain, and to publish my final report. There are to be done with the obligation from President University to mention my name as the copyright owner of my final report.

This statement I made in truth.

Cikarang, 6 February 2023


(.....)
Muhammad Salman Burhanuddin

ADVISOR APPROVAL FOR JOURNAL/INSTITUTION'S REPOSITORY

As an academic community member of the President's University, I, the undersigned:


Name : Rosalina,S.Kom.,M.Kom.
ID number : 20060100053
Study program : Information System
Faculty : Computing

Declare that following thesis:

Title of thesis : Web Based Project Management System for PT Meka
Eduversity Komunikasi
Thesis of author : Muhammad Salman Burhanuddin
Student ID number : 012201900034

Will be published in Journal/ Institution's repository/ proceeding/ unpublsh/
(Underlines that applies)

Cikarang, 6 February 2023


(.....)
Rosalina, S. Kom, M. Kom.

SIMILARITY INDEX REPORT

Final Project

ORIGINALITY REPORT

16% SIMILARITY INDEX	15% INTERNET SOURCES	1% PUBLICATIONS	0% STUDENT PAPERS
--------------------------------	--------------------------------	---------------------------	-----------------------------

PRIMARY SOURCES

1	repository.president.ac.id Internet Source	14%
2	www.drq80.com Internet Source	<1%
3	dspace.daffodilvarsity.edu.bd:8080 Internet Source	<1%
4	www.4cs-conflict-conviviality.eu Internet Source	<1%
5	ebin.pub Internet Source	<1%
6	Sanjaya Prakash Pradhan. "Power Platform and Dynamics 365 CE for Absolute Beginners", Springer Science and Business Media LLC, 2022 Publication	<1%
7	generalassemb.ly Internet Source	<1%
8	Banking Academy Publication	<1%

ABSTRACT

For some businesses, using a project management system is crucial since it makes it simpler for top and bottom management to keep an eye on virtually all activity. A project management system is a tool used to organize and keep track of all business operations so that everything proceeds according to plan and the team's and management's established goals. Companies will benefit from being more organized with regard to the variety of roles they have. For commercial, industry, non-profit, educational, and healthcare institutions, PT. Meka Eduversity Communication offers human resource management consultancy services. Human resource management is a skill that PT. Meka Eduversity has had since 2009. Virtu Education, Studiva, and Ren Coffee are three of PT. Meka Eduversity's subsidiaries, which operate in a variety of industries. PT. Meka Eduversity urgently need an integrated system to govern, monitor, and evaluate the human resource itself because they are a developing firm and have numerous subsidiaries in different industries. However, they continue to use spreadsheets or white boards to plan out their daily tasks or project activities. As a result, there are occasionally still errors in communication and misinterpretations of the status of their work because they are constantly required to share links first and are occasionally confused by the large number of spreadsheet links. In order to quickly spread progress information from the bottom management level to the top management level, this thesis will be upgrading the task and project management system for tracking daily task or project activities.

Keywords: Project management, management, system, application, organized, activity, company, analysing, task. company

ACKNOWLEDGMENTS

I would like to acknowledge and give my big thanks to my Thesis Advisor Mrs. Rosalina that made this work possible to do until finish. Her guidance and advice carried me from the beginning of my difficulties when I struggling working on it until I finish this final project. I would also like to thank my friend for always giving me spirit and make me feel enjoy during my thesis defense moment, thank you.

I would also like to give my special thanks to my all family my father, mother, younger sister to always believe me that I can through from all of this that make me feel always feel confident and trust myself that I can do this final project until finish. Also, your prayer for me really made me finish this final project.

Finally, I would like to thank to Almighty God, Allah swt. For letting me through all the difficulties during my work for this final project. I have experienced your guidance; you always give me alternative way when I'm in difficulties. He has no eyes though he sees, He has no ears though he hears, He remember everything mind and memory, when He wishes to create a thing, He just orders it to be and it comes into existence. It's God, Allah. Thanks, God, for letting me through from all of this.

TABLE OF CONTENT

DEDICATION	ix
ACKNOWLEDGMENTS	x
TABLE OF CONTENT	xi
LIST OF TABLES	xiv
LIST OF FIGURES	xv
CHAPTER I INTRODUCTION	1
1.1 Background	1
1.2 Problem Statement	2
1.3 Research Objective	2
1.4 Scope and Limitation	3
1.5 Thesis Methodology	3
1.6 Thesis Outline	4
CHAPTER II LITERATURE REVIEW	6
2.1 Management Information System	6
2.1.1 Definition of System	6
2.1.2 Definition of Information	7
2.1.3 Definition of Management	7
2.1.4 Management Information System	8
2.1.5 Project Management	8
2.2 PT. Meka Eduversity Komunikasi Services	9
2.3 Related Works	11
2.3.1 PT, Pandan Agung Palembang Website	11
2.3.2 PT. Visionet Data International Website	11
2.3.3 Comparison Overview with Related Work	12
CHAPTER III SYSTEM ANALYSIS	14
3.1 System Overview	14
3.2 Function Requirement	15
3.3 Software and Hardware Requirement	16
3.4 Use Case Diagram	17
3.5 Use Case Narrative	18
3.6 Activity Diagram	33
3.6.1 Register Account	33
3.6.2 Login Admin and Users	34
3.6.3 Validate New Users	35

3.6.4	Deactivated Users.....	36
3.6.5	View Information of All Project on Dashboard.....	37
3.6.6	Add New Project.....	38
3.6.7	Edit Project.....	40
3.6.8	Delete Project.....	41
3.6.9	View All Progress Project.....	42
3.6.10	View All Project Member.....	43
3.6.11	Generate Report Progress from All Division.....	43
3.6.12	Add Project.....	44
3.6.13	Edit Project.....	46
3.6.14	Delete Project.....	47
3.6.15	View Progress Project Only Based on Users Division.....	48
3.6.16	View Project Member Based on Their Division.....	49
3.6.17	Generate Report Based on Users Division.....	49
3.6.18	Logout.....	50
CHAPTER IV SYSTEM DESIGN.....		52
4.1	Users Interface Design.....	52
4.1.1	Login.....	52
4.1.2	Register.....	53
4.1.3	Dashboard Admin.....	54
4.1.4	User Management.....	55
4.1.5	Manage Project Admin.....	55
4.1.6	Add Project.....	56
4.1.7	Edit Project.....	57
4.1.8	Generate Report.....	58
4.1.9	Print Admin.....	58
4.1.10	Dashboard Users.....	59
4.1.11	Manage Project Users.....	60
4.1.12	Add Project Users.....	60
4.1.13	Edit Project Users.....	61
4.1.14	Generate Report Users.....	62
4.1.15	Print Users.....	62
4.2	Entity Relationship Diagram.....	63
4.3	Database Design.....	64
CHAPTER V.....		66
5.1	User Interface (UI) Development.....	66

5.1.1	Project Management System Login Page	66
5.1.2	Project Management System Register Page.....	66
5.1.3	Admin – Dashboard Page.....	67
5.1.4	Admin – User Management Page	68
5.1.5	Admin – Manage Project Page.....	68
5.1.6	Add Project	69
5.1.7	Edit Project Page.....	69
5.1.8	Admin Generate Report Page.....	70
5.1.9	User – Dashboard Page	71
5.1.10	Users – Manage Project Page.....	71
5.1.11	User – Generate Report Page	72
5.2	Application Details	73
5.2.1	Login Account.....	73
5.2.2	Register Account.....	75
5.2.3	Dashboard Project Data.....	76
5.2.4	Manage User	79
5.2.5	Manage Project.....	80
5.2.6	Add Project	84
CHAPTER VI	85
6.1	Testing Environment	85
6.2	Testing Scenario	85
6.2.1	General Features.....	85
6.2.2	Admin Features	86
6.2.3	User Features.....	88
CHAPTER VII	89
7.1	Conclusion.....	89
7.2	Future Work	90

LIST OF TABLES

Table 2. 1 Comparison Overview	12
Table 3. 1 Functional of Requirement	15
Table 3. 2 Register Account Admin and Users.....	18
Table 3. 3 Login Admin and Users	19
Table 3. 4 Admin - Validate New Users	19
Table 3. 5 Admin - Deactivated Users	20
Table 3. 6 View Information of All Project on Dashboard.....	21
Table 3. 7 Admin - New Project	22
Table 3. 8 Admin - Edit Project	23
Table 3. 9 Admin - Delete Project	24
Table 3. 10 Admin - View All Progress Project	24
Table 3. 11 Admin - View All Project Member.....	26
Table 3. 12 Admin - Generate report project progress from all division.....	26
Table 3. 13 Admin and User Log out.....	27
Table 3. 14 Users - View data project only based on users division	28
Table 3. 15 Users - Add New Project	28
Table 3. 16 Users - Edit Project	29
Table 3. 17 Users - Delete Project	30
Table 3. 18 Users - View division project member	31
Table 3. 19 Users - Generate report progress from all division.....	32
Table 4. 1 Database Design.....	64
Table 6. 1 Testing Scenario – General Features	86
Table 6. 2 Testing Scenario – Admin Features	87
Table 6. 3 Testing Scenario – User Features.....	88

LIST OF FIGURES

Figure 1.1 Rapid Application Development	3
Figure 2. 1 Business Process Project and Task	10
Figure 2. 2 Pandan Agung Palembang Website.....	11
Figure 2. 3 Visionet Data International Website.....	12
Figure 3. 1 Use Case Diagram	17
Figure 3. 2 Activity Diagram - Register User Account	34
Figure 3. 3 Activity Diagram Admin & Users - Login	35
Figure 3. 4 Activity Diagram - Admin Validate New Users.....	36
Figure 3. 5 Activity Diagram - Admin Deactivated Users.....	37
Figure 3. 6 Activity Diagram - Admin View Information of All Project on Dashboard	38
Figure 3. 7 Activity Diagram - Admin Add New Project.....	39
Figure 3. 8 Activity Diagram - Admin Edit Project.....	40
Figure 3. 9 Activity Diagram - Admin Delete Project.....	41
Figure 3. 10 Activity Diagram - Admin View All Progress Project.....	42
Figure 3. 11 Activity Diagram - Admin View All Project Member	43
Figure 3. 12 Activity Diagram - Generate Report Project Progress from All Division.....	44
Figure 3. 13 Activity Diagram - User Add Project	45
Figure 3. 14 Activity Diagram - User Edit Project	46
Figure 3. 15 Activity Diagram - User Delete Project.....	47
Figure 3. 16 Activity Diagram - User View Data Project Only Based on Users Division.....	48
Figure 3. 17 Activity Diagram - View Project Member Based on Their Division	49
Figure 3. 18 Activity Diagram - Generate Report Project Progress from Users Division.....	50
Figure 3. 19 Activity Diagram - Admin & Users Log out.....	51
Figure 4. 1 User Interface - Login Page.....	52
Figure 4. 2 User Interface - Register Page	53
Figure 4. 3 User Interface - Dashboard Admin.....	54
Figure 4. 4 User Interface - User Management.....	55
Figure 4. 5 User Interface - Manage Project Admin.....	55
Figure 4. 6 User Interface - Add Project.....	56
Figure 4. 7 User Interface - Edit Project	57
Figure 4. 8 User Interface - Generate Report Admin.....	58
Figure 4. 9 User Interface - Print Report Admin	58
Figure 4. 10 User Interface - Dashboard Users.....	59
Figure 4. 11 User Interface - Manage Project Users.....	60
Figure 4. 12 User Interface - Add Project Users	60
Figure 4. 13 User Interface - Edit Project Users	61
Figure 4. 14 User Interface - Generate Report Users.....	62
Figure 4. 15 User Interface - Print Users	62
Figure 4. 16 Entity Relationship Diagram	63
Figure 5. 1 Project Management System Login Page.....	66
Figure 5. 2 Project Management System Register Page	67
Figure 5. 3 Admin - Dashboard Page.....	67
Figure 5. 4 Admin – User Management Page.....	68