

REFERENCES

- Adamkasi. (2023, January 6). *PESTLE analysis of textile industry*. PESTEL. <https://freepestelanalysis.com/pestle-analysis-of-textile-industry>
- Elodie. (2022, November 2). *PESTEL analysis: alat untuk memahami pasar*. Waalaxy. <https://blog.waalaxy.com/id/analisis-pestel>
- Fathanul, V. (2022). *Pengaruh strategi bauran pemasaran terhadap keputusan pembelian BTS Meal McDonald's (studi kasus di wilayah Cakung Jakarta Timur)* [Undergraduate thesis, Sekolah Tinggi Ilmu Ekonomi Indonesia]. Sekolah Tinggi Ilmu Ekonomi Indonesia Repository. <http://repository.stei.ac.id/id/eprint/7368>
- Febriansyah, K. (2021). *Pengaruh marketing mix terhadap kepuasan konsumen di Kopi Studio 24 Malang* [Undergraduate thesis, Institut Bisnis dan Informatika Kwik Kian Gie]. Institut Bisnis dan Informatika Kwik Kian Gie Repository. <http://eprints.kwikkiangie.ac.id/id/eprint/2004>
- Grant, M. (2020, February 24). *How SWOT (strength, weakness, opportunity, and threat) analysis works*. Investopedia. [https://www.investopedia.com/terms/s/swot.asp#:~:text=SWOT \(strengths%20weaknesses%20opportunities](https://www.investopedia.com/terms/s/swot.asp#:~:text=SWOT%20(strengths%20weaknesses%20opportunities)
- Indonesia Investment. (2016, June 6). *Textile industry Indonesia*. Indonesia Investment. <https://www.indonesia-investments.com/business/industries-sectors/textile/item6896>
- Indonesia Investment. (2021, May 11). *Textile and garment industry of Indonesia; more than just clothes, but challenges persist*. Indonesia Investment. <https://www.indonesia-investments.com/id/news/todays-headlines/textile-and-garment-industry-of-indonesia-more-than-just-clothes-but-challenges-persist/item9405>
- Invesnesia. (2021, July 11). *Pelaku ekonomi (economic actors or agents)*. Invesnesia. <https://www.invesnesia.com/pelaku-ekonomi>

- Kumar, C. (2022, June 18). *SWOT analysis for textile industry* [Linkedin Post].
Linkedin. <https://www.linkedin.com/pulse/swot-analysis-textile-industry-chandan-kumar-mba-he-him>
- Mohamadi, R. F. (2022, August 19). *Strategi pemasaran 4P dan contoh penerapan dalam bisnis*. jurnal.id. <https://www.jurnal.id/id/blog/strategi-pemasaran-4p-cara-penerapannya-dalam-bisnis>
- Pradana, B. A. (2020). *Analisis industri tekstil di Indonesia* [Undergraduate thesis, Universitas Airlangga]. Universitas Airlangga Repository.
<https://repository.unair.ac.id/94926>
- Wahyuni, D. I. (2019). *Studi kasus mengenai pengalaman klien obesitas yang mengkonsumsi nasi merah (oryza longiminasta) dan nasi jagung (zea mays l)* [Undergraduate thesis, Universitas Muhammadiyah Malang]. Universitas Muhammadiyah Malang Repository. <http://eprints.umm.ac.id/id/eprint/54898>

FIGURES

Figure 1.1 Exive Tailor & Textile Instagram Account

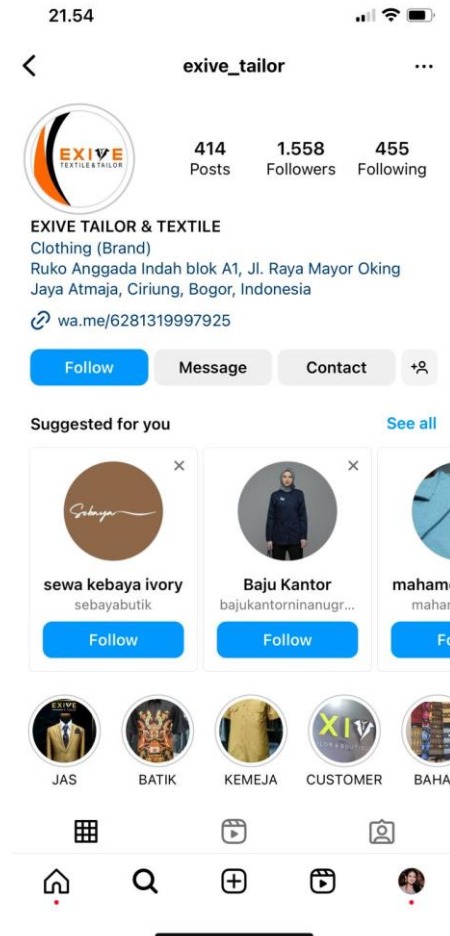


Figure 1.2 Lucky Textile Instagram Account

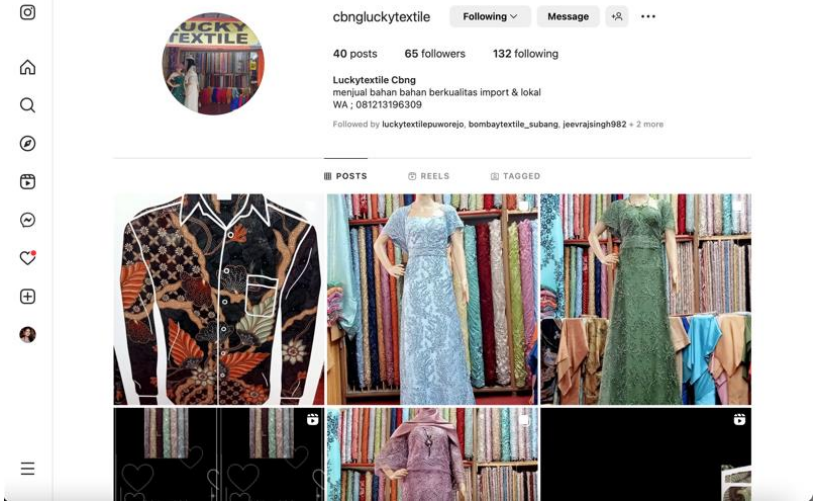


Figure 1.3 Lucky Textile Organization Structure

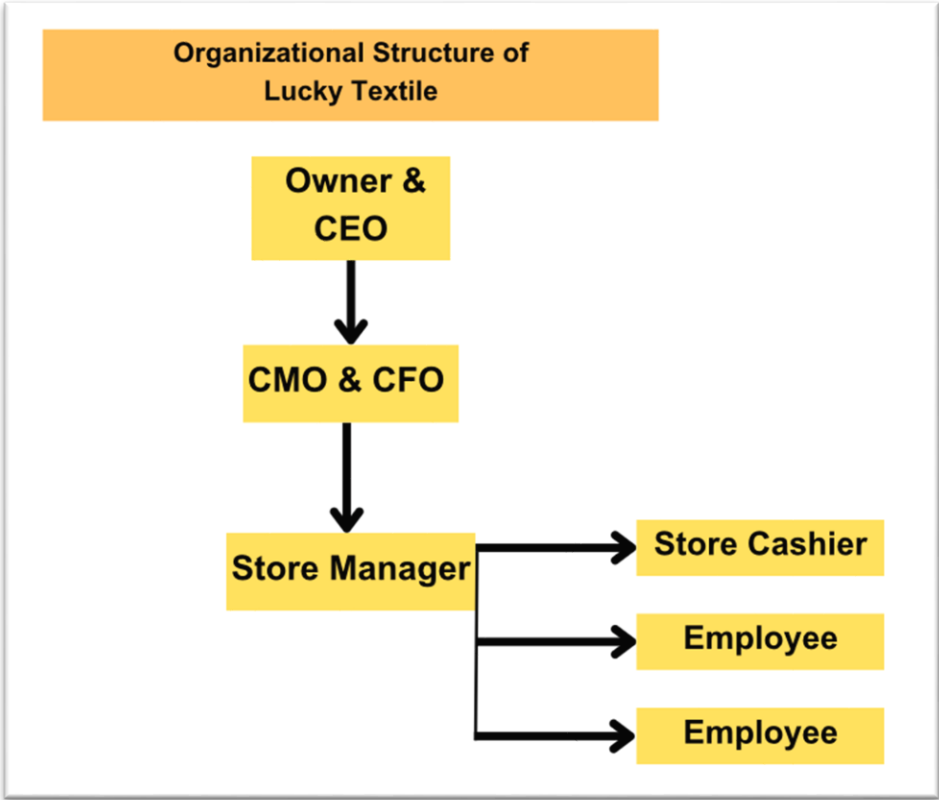


Figure 1.4 Monthly Recap of Lucky Textile Cibinong Monthly Turnover

Lucky Textile Cibinong					
Tanggal	Omset Kotor		PO	Omset Bersih	
01-Feb-23	Rp	4.412.000	Rp	125.000	Rp 4.287.000
02-Feb-23	Rp	4.330.000	Rp	200.000	Rp 4.130.000
03-Feb-23	Rp	2.970.000	Rp	178.000	Rp 2.792.000
04-Feb-23	Rp	4.204.000	Rp	155.000	Rp 4.049.000
05-Feb-23	Rp	4.359.000	Rp	75.000	Rp 4.284.000
06-Feb-23	Rp	6.460.000	Rp	620.000	Rp 5.840.000
07-Feb-23	Rp	3.232.000	Rp	594.000	Rp 2.638.000
08-Feb-23	Rp	2.079.000	Rp	75.000	Rp 2.004.000
09-Feb-23	Rp	1.802.000	Rp	75.000	Rp 1.727.000
10-Feb-23	Rp	2.575.000	Rp	305.000	Rp 2.270.000
11-Feb-23	Rp	3.432.000	Rp	206.000	Rp 3.226.000
12-Feb-23	Rp	5.417.000	Rp	75.000	Rp 5.342.000
13-Feb-23	Rp	1.460.000	Rp	310.000	Rp 1.150.000
14-Feb-23	Rp	1.820.000	Rp	95.000	Rp 1.725.000
15-Feb-23	Rp	1.147.000	Rp	75.000	Rp 1.072.000
16-Feb-23	Rp	2.190.000	Rp	75.000	Rp 2.115.000
17-Feb-23	Rp	845.000	Rp	175.000	Rp 670.000
18-Feb-23	Rp	8.702.000	Rp	600.000	Rp 8.102.000
19-Feb-23	Rp	5.200.000	Rp	325.000	Rp 4.875.000
20-Feb-23	Rp	775.000	Rp	300.000	Rp 475.000
21-Feb-23	Rp	2.230.000	Rp	75.000	Rp 2.155.000
22-Feb-23	Rp	1.258.000	Rp	100.000	Rp 1.158.000
23-Feb-23	Rp	800.000	Rp	129.000	Rp 671.000
24-Feb-23	Rp	905.000	Rp	225.000	Rp 680.000
25-Feb-23	Rp	3.577.000	Rp	75.000	Rp 3.502.000
26-Feb-23	Rp	4.917.000	Rp	375.000	Rp 4.542.000
27-Feb-23	Rp	1.245.000	Rp	319.000	Rp 926.000
28-Feb-23	Rp	4.310.000	Rp	580.000	Rp 3.730.000
TOTAL	Rp	86.653.000	Rp	6.516.000	Rp 80.137.000

Figure 1.5 The Total of Monthly Inventory Purchase

Belanja Nota Lucky Textile Cibinong		
Tanggal	Nama Perusahaan	Jumlah
02-Feb-23	Sukses Bersama Textile	Rp 15.985.000
08-Feb-23	Apurva / Lakesh	Rp 7.780.500
09-Feb-23	Fabrica	Rp 103.733.000
25-Feb-23	Putra Makmur	Rp 20.976.000
TOTAL		Rp 148.474.500

Figure 2.1 The Conceptual Framework of Lucky Textile

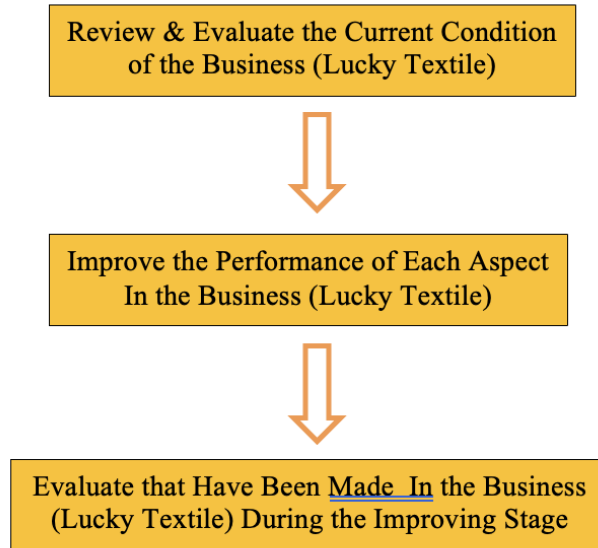


Figure 3.1 Lucky Textile Location




Figure 4.1 Digital Marketing Agency Pricelist

SOCIAL MEDIA PACKAGES

Standard Check-up	Deluxe Check-up	Premier Check-up
10 Feed Posts	16 Feed Posts	20 Feed Posts
6 Stories	10 Stories	15 Stories
3 Reels	7 Reels	10 Reels
Photoshoot & Video Editing	Photoshoot & Video Editing	Photoshoot & Video Editing
Copywriting & Relevant #'s	Copywriting & Relevant #'s	Copywriting & Relevant #'s
Monthly Report	Monthly Report	Monthly Report
Feed Design Makeover	Feed Design Makeover	Feed Design Makeover
Rp. 2,250,000	Rp. 2,750,000	Rp. 3,500,000

Instagram Only
All prices are on a per month basis
Dr. Digital

Figure 4.2 Monthly Sales Example

Lucky Textille Cibinong					
Tanggal	Omset Kotor	PO	Omset Bersih	Gesek	Trf BCA
01-Mar-23	Rp 2.472.000	Rp 150.000	Rp 2.322.000		
02-Mar-23	Rp 1.985.000	Rp 75.000	Rp 1.910.000		
03-Mar-23	Rp 1.772.000	Rp 75.000	Rp 1.697.000		1.100.000
04-Mar-23	Rp 2.892.000	Rp 75.000	Rp 2.817.000	812.000	
05-Mar-23	Rp 7.546.000	Rp 75.000	Rp 7.471.000	1.020.000	480.000
06-Mar-23	Rp 2.500.000	Rp 300.000	Rp 2.200.000	830.000	
07-Mar-23	Rp 455.000	Rp 75.000	Rp 380.000		
08-Mar-23	Rp 3.460.000	Rp 135.000	Rp 3.325.000	870.000	
09-Mar-23	Rp 162.000	Rp -	Rp 162.000		
10-Mar-23	Rp 1.095.000	Rp 75.000	Rp 1.020.000	250.000	
11-Mar-23	Rp 10.170.000	Rp 255.000	Rp 9.915.000	2.385.000	
12-Mar-23	Rp 4.687.000	Rp 206.000	Rp 4.481.000		650.000
13-Mar-23	Rp 1.913.000	Rp 50.000	Rp 1.863.000	180.000	
14-Mar-23	Rp 1.955.000	Rp 96.000	Rp 1.859.000	1.050.000	
15-Mar-23	Rp 3.758.000	Rp 50.000	Rp 3.708.000	1.915.000	
16-Mar-23	Rp 1.512.000	Rp 75.000	Rp 1.437.000	930.000	
17-Mar-23	Rp 645.000	Rp 75.000	Rp 570.000		
18-Mar-23	Rp 5.464.000	Rp 200.000	Rp 5.264.000	925.000	
19-Mar-23	Rp 3.682.000	Rp 790.000	Rp 2.892.000	1.025.000	
20-Mar-23	Rp 4.860.000	Rp 156.000	Rp 4.704.000		
21-Mar-23	Rp 4.875.000	Rp 125.000	Rp 4.750.000	1.805.000	
22-Mar-23	Rp 3.883.000	Rp 75.000	Rp 3.808.000	1.367.000	
23-Mar-23	Rp 2.040.000	Rp 85.000	Rp 1.955.000	1.510.000	
24-Mar-23	Rp 1.950.000	Rp 135.000	Rp 1.815.000	250.000	
25-Mar-23	Rp 4.169.000	Rp 75.000	Rp 4.094.000	1.677.000	
26-Mar-23	Rp 2.431.000	Rp 375.000	Rp 2.056.000	250.000	
27-Mar-23	Rp 1.201.000	Rp 75.000	Rp 1.126.000		
28-Mar-23	Rp 4.573.000	Rp 285.000	Rp 4.288.000	580.000	
29-Mar-23	Rp 989.000	Rp 75.000	Rp 914.000	337.000	
30-Mar-23	Rp 1.357.000	Rp 90.000	Rp 1.267.000	500.000	
31-Mar-23	Rp 2.389.000	Rp 480.000	Rp 1.909.000		
TOTAL	Rp 92.842.000	Rp 4.863.000	Rp 87.979.000		

Figure 4.3 Wholesale Shopping Recap Example

Belanja Nota Lucky Textile Cibinong								
Tanggal	Nama Perusahaan	Jumlah	Tanggal	Nama Perusahaan	Jumlah	Tanggal	Nama Perusahaan	Jumlah
05-Jan-23	Putra Makmur	Rp 28.440.000	02-Feb-23	Sukses Bersama Textile	Rp 15.985.000	03-Mar-23	MS Tex	Rp 10.700.000
05-Jan-23	TWP	Rp 2.304.000	08-Feb-23	Apurva / Lakesh	Rp 7.780.500	06-Mar-23	Putra Makmur	Rp 26.460.000
06-Jan-23	Putra Makmur	Rp 11.115.000	09-Feb-23	Fabrica	Rp 103.733.000	07-Mar-23	PD. Bintang Mas	Rp 10.036.000
07-Jan-23	Putra Makmur	Rp 6.253.000	25-Feb-23	Putra Makmur	Rp 20.976.000	20-Mar-23	Putra Makmur	Rp 19.869.000
09-Jan-23	Kasih Karunia	Rp 5.605.000	TOTAL		Rp 148.474.500	21-Mar-23	Putra Makmur	Rp 25.234.000
13-Jan-23	Apurva / Lakesh	Rp 14.892.000				23-Mar-23	V. Fashion	Rp 12.215.000
20-Jan-23	PD. Bintang Mas	Rp 7.470.000				23-Mar-23	Apurva / Lakesh	Rp 3.960.000
26-Jan-23	Putra Makmur	Rp 18.093.000				28-Mar-23	Kentex	Rp 13.153.500
26-Jan-23	V. Fashion	Rp 10.998.000				TOTAL		Rp 121.627.500
27-Jan-23	R.D Textile	Rp 30.156.000						
27-Jan-23	R.D Textile	Rp 13.815.000						
27-Jan-23	PD. Shankar. PM	Rp 58.981.000						
TOTAL		Rp 208.122.000						

Figure 4.4 Debt Recap Example

PD LOVE										
BELUM LUNAS					SUDAH LUNAS					
NO	TANGGAL	NO NOTA	KETERANGAN	JUMLAH	NO	TANGGAL	NO NOTA	KETERANGAN	JUMLAH	
4	1/12/2021		BOMBAY SANGGAU	Rp 28,370,000	1	1/12/2021		CAHAYA BANDUNG	Rp 31,075,000	
5					2	1/12/2021		BOMBAY BATU LICIN	Rp 825,000	
6					3	1/12/2021		BOMBAY BATU LICIN	Rp 51,526,000	
TOTAL				Rp 28,370,000	4	1/12/2022		BOMBAY SANGGAU	Rp 26,574,000	
GRAND TOTAL					TOTAL				Rp 110,000,000	
TAGIHAN	Rp 138,370,000									
PEMBAYARAN	Rp 110,000,000									
SISA TAGIHAN	Rp 28,370,000									
								TOTAL NOTA		
								54.944.000		
								12/8/2022	Rp 30,000,000	
								19/8/2022	Rp 30,000,000	
								TOTAL	Rp 110,000,000	