



**THE IMPLEMENTATION OF CLASSICAL CUTTING : THE
ACCOMMODATION OF COGNITIVE PROCESS TO PERCEIVE THE
EMOTION MEANING ON PREVISUALIZATION “MAAF;”**

UNDERGRADUATE THESIS

**Submitted as one of the requirements to obtain
Sarjana Ilmu Komunikasi (S.I.Kom.)**

**By:
MAHARANI ALISYAH AMANDA
009201900014**

**FACULTY OF HUMANITIES
COMMUNICATION STUDY PROGRAM**


CIKARANG

JUNE, 2023

PANEL OF EXAMINER APPROVAL

The Panel of Examiners declare that the undergraduate thesis entitled **The Implementation of Classical Cutting : The Accommodation of Cognitive Process to Perceive The Emotion Meaning on Previsualization “Maaf;”** that was submitted by Maharani Alisyah Amanda majoring in Communication from the Humanities was assessed and approved to have passed the Oral Examination on 14 June 2023

Panel of Examiner




Danu Murti, A.Md., S.Sn., M.Sn.

Chair of Panel Examiner



Arda Muhfisiun, S.Sn., M.Sn.

Examiner I



Yohanes Yoga Prayuda, S.Sn, M.Sn.

Advisor

STATEMENT OF ORIGINALITY


In my capacity as an active student of President University and as the author of the undergraduate thesis/final project/business plan stated below:

Name : Maharani Alisyah Amanda
Student ID number : 009201900014
Study Program : Communications
Faculty : Humanities

I hereby declare that my undergraduate thesis/final project/business plan entitled "**The Implementation of Classical Cutting : The Accommodation of Cognitive Process to Perceive The Emotion Meaning on Previsualization "Maaf;"**" is, to the best of my knowledge and belief, an original piece of work based on sound academic principles. If there is any plagiarism, including but not limited to Artificial Intelligence plagiarism, is detected in this undergraduate thesis/final project/business plan, I am willing to be personally responsible for the consequences of these acts of plagiarism, and accept the sanctions against these acts in accordance with the rules and policies of President University.

I also declare that this work, either in whole or in part, has not been submitted to another university to obtain a degree.

Cikarang, 14 June 2023



(Maharani Alisyah Amanda)

SCIENTIFIC PUBLICATION APPROVAL FOR ACADEMIC INTEREST

As a student of the President University, I, the undersigned:

Name : Maharani Alisyah Amanda
Student ID number : 009201900014
Study program : Communications


for the purpose of development of science and technology, certify, and approve to give President University a non-exclusive royalty-free right upon my final report with the title:

The Implementation of Classical Cutting : The Accommodation of Cognitive Process to Perceive The Emotion Meaning on Previsualization “Maaf;”

With this non-exclusive royalty-free right, President University is entitled to converse, to convert, to manage in a database, to maintain, and to publish my final report. There are to be done with the obligation from President University to mention my name as the copyright owner of my final report.

This statement I made in truth.

Cikarang, 14 June 2023



(Maharani Alisyah Amanda)

ADVISOR'S APPROVAL FOR PUBLICATION

As a lecturer of the President University, I, the undersigned:

Advisor's Name : Yohanes Yoga Prayuda, S. Sn., M. Sn.
NIDN : 0306118604
Study program : Communications
Faculty : Humanities

declare that following thesis:

Title of undergraduate thesis : **The Implementation of Classical Cutting : The Accommodation of Cognitive Process to Perceive The Emotion Meaning Previsualization "Maaf;"**

Undergraduate Thesis author : Maharani Alisyah Amanda
Student ID number : 00920190014

will be published in **journal / institution's repository / proceeding / unpublsh /**

Cikarang, 14 June 2023



(Yohanes Yoga Prayuda, S.Sn., M.Sn.)

PLAGIARISM CHECK

The Implementation of Classical Cutting : The Accommodation of Cognitive Process to Perceive The Emotion Meaning on Previsualization "Maaf;"

ORIGINALITY REPORT

7 %	7 %	1 %	1 %
SIMILARITY INDEX	INTERNET SOURCES	PUBLICATIONS	STUDENT PAPERS

PRIMARY SOURCES

1	repository.president.ac.id Internet Source	5 %
2	2009goodmodel.blogspot.com Internet Source	1 %
3	www.sonymameranews.com Internet Source	<1 %
4	scholarworks.montana.edu Internet Source	<1 %
5	Submitted to Universitas Muhammadiyah Yogyakarta Student Paper	<1 %
6	ojs.unm.ac.id Internet Source	<1 %
7	www.scilit.net Internet Source	<1 %
8	www.waterboards.ca.gov Internet Source	<1 %

ZPTzero CHECK

Stats

Average Perplexity Score: 119.265



A document's perplexity is a measurement of the randomness of the text

Burstiness Score: 144.257



A document's burstiness is a measurement of the variation in perplexity

Your sentence with the highest perplexity, *"Pudovkin did the first update of classical Cutting in the silent era."*, has a perplexity of: 713

ABSTRACT

Editing on film is used to select, cut and combine every shot the Director of Photography takes into a single unit in the form of film art. Over time, the application of methods to the editing process has developed, resulting in different cutting techniques and treatments in the process. One of them is the classical cutting technique which D.W. Griffith first introduced. Classical Cutting is an editing technique used to clarify, dramatize or underline something in a film. This technique is used to connect story sequences and present a new perspective from the dramatic side to show new details and emotional emphasis from a scene. This study focuses on whether the application of classical cutting techniques had succeeded in creating and building dramatic emphasis so that the audience receives information, especially emotions and also feels the tension in the movie "Maaf;".

ACKNOWLEDGEMENT

First and foremost, I am very grateful to Allah SWT for the blessings, grace, health, strength, and fluency in carrying out my thesis as the main requirement for graduation. Also, I want to thank the people who have contributed and supported me in the process of doing this final project, especially:

1. To both parents, Mr Syahdian Amanda Hasibuan and Mrs Juliana Sari, who always gives full support and prays for every path I choose.
2. Also, I thank Mr Mohammad Raudy Gathmyr, S.Sos, M, Si., as Head of the Communication Studies Program and as a lecturer who has provided many pleasant experiences during lectures.
3. Mr Yohanes Yoga Prayuda, S.Sn, M.Sn. as my thesis advisor, who has guided me and always enthusiastically provided input to me and the team to complete the project well.
4. To all the lecturers of the Communication study program of the Faculty of Humanities who have provided valuable lessons and practical knowledge during my study at President University.
5. My greatest strength and comfort, BTS, who always made me feel so happy during the day and through these past eight years.
6. My dearest, most cherished company, Aura Ridzki Fathasya, Fathia Nurul Addin, Ribka Theresia, Salsabilla Rosseti Syarief, Seldha Fathya Rifiana, Farah Raihan, Nadya Amalia, Ade Aulia Rahma, and all my friends who are involved in my life and give me full support.
7. My fellowship Satset team and the entire crew of “Maaf;” who have been showed so much passion and worked well together to complete this project.
8. And all the people who participated in the making of this project, cannot be named one by one.

TABLE OF CONTENT

PANEL OF EXAMINER APPROVAL	2
STATEMENT OF ORIGINALITY	3
SCIENTIFIC PUBLICATION APPROVAL FOR ACADEMIC INTEREST	4
ADVISOR'S APPROVAL FOR PUBLICATION	5
PLAGIARISM CHECK	6
ABSTRACT	8
ACKNOWLEDGEMENT	9
CHAPTER I	13
INTRODUCTION	13
1.1 Background	13
1.2 Subject (<i>Mental Illness (Depression)</i>)	14
1.3 Subject Material (<i>Anxiety</i>)	14
1.4 Research Purpose	15
1.5 Research Question	15
1.6 Artistic Research Purposes	15
1.7 Implementation of Subject to Narrative	16
CHAPTER II	19
PRODUCTION PURPOSE	19
II.1. Form of Film Work	19
II.2. Target Audiences	19
II.3. Production Team	19
CHAPTER III	21
PRODUCTION DESIGN	21
III.1. Scenario Analysis	21
III.2. Logline	40
III.3. Film Statement	40
III.4. Scenario	41
III.5. Result of Scenario Analysis	55
III.7. Creative Concept	93
CHAPTER IV	95
EDITOR REPORT	95
IV.1. Editor Problem	95
IV.2 Report	96
	10

IV. 3 Color Grading	102
IV.4. Post Production Timeline	102
CHAPTER V	104
CONCLUSION AND RECOMMENDATION	104
V. 1. CONCLUSION	104
V.2. RECOMMENDATION	104
REFERENCES	105
APPENDICES	106
Director Shot	106
Script Continuity	108
Floorplan	114
Crew List	119
Talent List	120
Location Map	122
Crew Agreement	124
Talent Agreement	128
Talent Release	134
Location Agreement	137
Camera Report	141
Sound Report	145
Production Report	149

LIST OF FIGURE AND TABLE

Figure 1. Illustration of Sukma.....	22
Figure 2. Illustration of Mama Sukma.....	22
Figure 3. Illustration of Papa Sukma.....	23
Figure 4. Illustration of Psychiatrist.....	24
Figure 5. Illustration of Thesis Advisor.....	25
Figure 6. Illustration of Sukma Bedroom.....	26
Figure 7. Illustration of Dining Room.....	26
Figure 8. Illustration of Living Room.....	27
Figure 9. Illustration of Hospital Room.....	27
Figure 10. Illustration of Library.....	28
Figure 11. Illustration of Balcony.....	28
Figure 12. Illustration of Sukma Bedroom (after 6 month).....	29
Figure 13. Illustration of Vinyl.....	29
Figure 14. Illustration of Sukma Family Photo Frame.....	30

Figure 15. Illustration of Cutter	30
Figure 16. Illustration of Diagnose letter, Medicine, Flower Vase, Broken Vase.....	31
Figure 17. Illustration of Laptop	31
Figure 18. Illustration of Paper Bag	32
Figure 19. Illustration of Birthday Decoration	32
Figure 20. Illustration of Aquarium and Fish.....	33
Figure 21. Illustration of Smart Phone.....	33
Figure 22. Illustration of Sukma Daily Wear	34
Figure 23. Illustration of Sukma Birthday Dress	34
Figure 24. Illustration of Sukma Collage Look	35
Figure 25. Illustration of Sukma Dress After 6 Month	35
Figure 26. Illustration of Sukma Mother Wardrobe	36
Figure 27. Illustration of Sukma Father Wardrobe	36
Figure 28. Illustration of Lecture Wardrobe	37
Figure 29. Illustration of Doctor Cindy Wardrobe.....	37
Figure 30. Sukma Make up & Hair Style Illustration.....	38
Figure 31. Sukma Make up & Hair Style Illustration.....	38
Figure 32. Sukma Mother Make up & Hair Style Illustration	39
Figure 33. Sukma Father Make up & Hair Style Illustration.....	39
Figure 34. Classical Cutting	96
Figure 35. Cutting to Continuity	97
Figure 36. Jump Cut.....	98
Figure 37. Cut Away.....	99
Figure 38. Dip to White.....	100
Figure 39. Dip to Black	101
Figure 40. Color Grading.....	102
Table 1. Chart Analysis	16
Table 2. Location and Setting Breakdown.....	69
Table 3. Production Breakdown	69
Table 4. Master Breakdown	70
Table 5. Cast Breakdown.....	81
Table 6. Props Breakdown	81
Table 7. Props Breakdown	83
Table 8. Make-up Breakdown	83
Table 9. Shot List	84
Table 10. Sound Breakdown	88
Table 11. Editing Script.....	89
Table 12. Post Production Timeline	102