



**REGIONAL WRITING SYSTEM PARITTA AND DHAMMAPADA APP WITH
CHARACTER CLASSIFICATION USING CONVOLUTIONAL NEURAL
NETWORK ON TENSOR FLOW LITE**

By

Adi Putra Jaya

001202000032

A Final Project

Submitted to the Faculty of Computing

President University

in Partial Fulfilment of the Requirements

For the Degree of Bachelor of Science in Information Technology

Cikarang, Bekasi, Indonesia

June 2023

PANEL OF EXAMINER APPROVAL


The Panel of Examiners declare that the undergraduate thesis entitled **REGIONAL WRITING SYSTEM PARITTA AND DHAMMAPADA APP WITH CHARACTER CLASSIFICATION USING CONVOLUTIONAL NEURAL NETWORK ON TENSOR FLOW LITE** that was submitted by **ADI PUTRA JAYA** majoring in **Informatics** from the Faculty of Computer Science was assessed and approved to have passed the Oral Examination on Thursday June 8, 2023.

Panel of Examiner



RUSDIANTO ROESTAM

Chair of Panel Examiner



RIKIP GINANJAR

Examiner I

STATEMENT OF ORIGINALITY

In my capacity as an active student of President University and as the author of the thesis/final project/business plan (underline that applies) stated below:

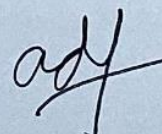
Name : Adi Putra Jaya
Student ID number : 001202000032
Study Program : Information Technology
Faculty : Computing

I hereby declare that my final project entitled “Regional Writing System Paritta and Dhammapada App with Character Classification using Convolutional Neural Network on Tensor Flow Lite” is to the best of my knowledge and belief, and original piece of work based on sound academic principles.

If there is any plagiarism, including but not limited to Artificial Intelligence plagiarism, is detected in this final project, I am willing to be personally responsible for the consequences of these acts of plagiarism, and accept the sanctions against these acts in accordance with the rules and policies of President University.

I also declare that this work, either in whole or in part, has not been submitted to another university to obtain a degree.

Cikarang, June 2023



(Adi Putra Jaya)

SCIENTIFIC PUBLICATION APPROVAL FOR ACADEMIC INTEREST

As an academic community member of the President's University, I, the undersigned:

Name : Adi Putra Jaya
Student ID number : 001202000032
Study program : Information Technology

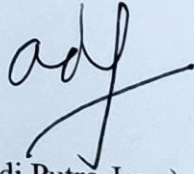
for the purpose of development of science and technology, certify, and approve to give President University a non-exclusive royalty-free right upon my final report with the title:

REGIONAL WRITING SYSTEM PARITTA AND DHAMMAPADA APP WITH CHARACTER CLASSIFICATION USING CONVOLUTIONAL NEURAL NETWORK ON TENSOR FLOW LITE

With this non-exclusive royalty-free right, President University is entitled to converse, to convert, to manage in a database, to maintain, and to publish my final report. There are to be done with the obligation from President University to mention my name as the copyright owner of my final report.

This statement I made in truth.

Cikarang, June 2023


(Adi Putra Jaya)

ADVISOR APPROVAL FOR JOURNAL/INSTITUTION'S REPOSITORY

As an academic community member of the President's University, I, the undersigned:

Name : Nur Hadisukmana, M.Sc
NIDN : 0423076302
Study Program : Information Technology
Faculty : Computing

declare that following thesis:


Title of Thesis : Regional Writing System Paritta and Dhammapada App with
Character Classification using Convolutional Neural Network
on Tensor Flow Lite

Thesis Author : Adi Putra Jaya

Student ID Number : 001202000032

will be published in ~~journal~~ / institution's repository / ~~proceeding~~ / ~~unpublish~~
/.....(underline that applies)

Cikarang, June 2023



(Nur Hadisukmana, M.Sc)

[Final] REGIONAL WRITING SYSTEM PARITTA AND DHAMMAPADA APP WITH CHARACTER CLASSIFICATION USING CONVOLUTIONAL NEURAL NETWORK ON TENSOR FLOW LITE

ORIGINALITY REPORT

11%

SIMILARITY INDEX

7%

INTERNET SOURCES

3%

PUBLICATIONS

8%

STUDENT PAPERS

PRIMARY SOURCES

1	Submitted to Bellevue Public School Student Paper	1%
2	www.coursehero.com Internet Source	1%
3	Submitted to Universiti Teknologi Malaysia Student Paper	<1%
4	Submitted to Chandigarh Group of Colleges Student Paper	<1%
5	www.geeksforgeeks.org Internet Source	<1%
6	Submitted to University of Hertfordshire Student Paper	<1%
7	Submitted to Nottingham Trent University Student Paper	<1%
8	Submitted to City University of Hong Kong Student Paper	<1%


Stats

Average Perplexity Score: 102.929



A document's perplexity is a measurement of the randomness of the text

Burstiness Score: 75.194



A document's burstiness is a measurement of the variation in perplexity

Your sentence with the highest perplexity, "*ii DEDICATION In dedication of my final project to Three Jewels whic*", has a perplexity of: 300

ABSTRACT

Globalization is the mainstream of this era in 21st century characterized by rapid development of information technology. People now can access readily available information on internet much faster than before with smartphone which can be brought anywhere and easy to use. Not just for accessing information, smartphone can be used for various activities, such as playing games, watching movies, listening music, online shopping, studying, or even for religious and customs purposes all thanks to the wide range of application made by various developer. Owing to such positive effect, globalization also has made people integrated more rapidly and globally, hence more and more people especially in Indonesia are disregarding and even forgetting its own traditional culture.

This paper will discuss the development and usage of an application as form of an e-book to help Buddhist to pay respect and take refuge to Buddha by chanting Dhamma also to learn the meaning of it in an appropriate place and time also to make Buddhist in Indonesia remember their culture through the usage of regional writing system. The application will be made multi-platforms with Android as its main supported platform with an innovative feature such as control panel for different customization of fonts, chanting sound of verse, favourite, search features, and intelligent Javanese character classification recognition feature using convolutional neural network with a simple, but attractive and modern user interface design.

ACKNOWLEDGMENT

Praise to be to Sanghyang Adi Buddha for His blessing so I can complete my final project. Through three years of study in President University, I have got numerous knowledges, both soft skills and hard skills, also support from my surrounding so much that I can work on this project. Those supports are from:

1. My family, especially my father for giving me opportunity to study at President University.
2. My final project advisor for his advices, guidance and also approval so I can work and finish this final project.
3. Lecturers of President University both Computing and non-Computing for which I got a lot of useful knowledge.
4. My foster mother, first internship colleague, and travel service which inspired and helping me to decide main theme regarding my final project.
5. KMB Ashokavardhana, a CnC in President University which became my second family in campus and also place to turns to.
6. PT Len Industri (Persero) which gives me place and opportunity to finish my final project while doing internship.

I would like to express my sincere gratitude for all of those supports which became my reason for me to completing final project.

TABLE OF CONTENTS

COVER PAGE	i
DEDICATION	ii
ACKNOWLEDGMENT	iii
TABLE OF CONTENTS	iv
LIST OF FIGURES	viii
LIST OF TABLES	xii
CHAPTER I – INTRODUCTION	1
1.1 Background.....	1
1.2 Problem Statement.....	2
1.3 Objective.....	2
1.4 Scope and Limitation.....	3
1.5 Methodology.....	3
1.6 Final Project Outline.....	5
CHAPTER II – LITERATURE STUDY	6
2.1 Paritta.....	6
2.2 Dhammapada.....	7
2.3 Pali Canon and Brahmic Script	7
2.4 Sorting Algorithm.....	12

2.5 Search Algorithm.....	16
2.6 Convolutional Neural Network	19
2.7 Related Work.....	20
2.7.1 MyParitta	20
2.7.2 Dhammapada	21
2.7.3 Comparison Feature.....	22
CHAPTER III – SYSTEM ANALYSIS	24
3.1 System Overview.....	24
3.2 System Requirements	24
3.3 Development Requirements	25
3.4 Use Case Diagram	25
3.5 Use Case Narrative	26
3.6 Activity Diagram	45
3.7 Input, Process, and Output.....	48
CHAPTER IV – SYSTEM DESIGN	50
4.1 User Interface Design	50
4.1.1 Home Page.....	51
4.1.2 Character Classification Page.....	52
4.1.3 List Content Page	54
4.1.4 Show Content Page.....	55
4.2 Class Diagram	56

4.2.1 Home Page Class	58
4.2.2 Character Classification Class	58
4.2.3 List Content Class.....	59
4.2.4 Show Content Class.....	61
4.2.5 Bottom Sheet Class.....	62
4.2.6 Reusable Card Class	62
4.3 Database Diagram	63
CHAPTER V – SYSTEM IMPLEMENTATION	64
5.1 User Interface	64
5.1.1 Home Page.....	65
5.1.2 Character Classification Page.....	66
5.1.3 Paritta List Page.....	67
5.1.4 Dhammapada Section List Page	68
5.1.5 Dhammapada Verse List Page.....	69
5.1.6 Content Page.....	70
5.2 Application Details.....	71
5.2.1 Loading Preference.....	71
5.2.2 Additional Keyboard	72
5.2.3 Showing Common Paritta.....	73
5.2.4 Showing Favorited Paritta	74
5.2.5 Showing Common Dhammapada.....	75
5.2.6 Showing Favorited Dhammapada	77

5.2.7 Saved Preference	78
5.2.8 Image Classification	79
5.2.9 Searching Feature	89
5.2.10. Play and Stop Audio.....	91
5.2.11. Page View Builder	92
5.2.12. Reusable Card	93
CHAPTER VI – SYSTEM TESTING	95
6.1 Testing Environment	95
6.2 Testing Scenario	96
6.2.1 Home Page Test.....	98
6.2.2 Character Classification Page Test	99
6.2.3 List Paritta Test.....	100
6.2.4 Dhammapada List Section Test.....	102
6.2.5 Dhammapada Verse List Test.....	104
6.2.6 Show Content Test	106
6.2.7 Bottom Sheet Test	108
CHAPTER VII – CONCLUSION.....	111
7.1 Conclusions	111
7.2 Recommendation	112
REFERENCES	113

LIST OF TABLES

Table 2. 1 Main Consonant Glyphs of Javanese and Balinese	9
Table 2. 2 Vocal and Extended Consonant Glyphs of Javanese and Balinese	10
Table 2. 3 Double Consonant Glyphs of Javanese and Balinese	11
Table 2. 4 Features Comparison with Related Works	23
Table 3. 1 Use Case Narrative for Character Classification	27
Table 3. 2 Use Case Narrative for Paritta	28
Table 3. 3 Use Case Narrative for Favorited Paritta	29
Table 3. 4 Use Case Narrative for Search Paritta	30
Table 3. 5 Use Case Narrative for Show Paritta Verse	31
Table 3. 6 Use Case Narrative for Playing Audio Paritta Verse	31
Table 3. 7 Use Case Narrative for Marking Favorited Paritta	33
Table 3. 8 Use Case Narrative for Showing Bottom Sheet Paritta	34
Table 3. 9 Use Case Narrative for List Section of Dhammapada	35
Table 3. 10 Use Case Narrative for Favorited Dhammapada	36
Table 3. 11 Use Case Narrative for Search Dhammapada	37
Table 3. 12 Use Case Narrative for List of Dhammapada	38

Table 3. 13 Use Case Narrative for Show Dhammapada Verse.....	39
Table 3. 14 Use Case Narrative for Playing Audio Dhammapada Verse.....	40
Table 3. 15 Use Case Narrative for Marking Favorited Dhammapada.....	42
Table 3. 16 Use Case Narrative for Showing Bottom Sheet Dhammapada	43
Table 4. 1 Home Page Design	52
Table 4. 2 Character Classification Page Design	53
Table 4. 3 List Content Page Design	55
Table 4. 4 Show Content Page Design	56
Table 6. 1 Device Specification for Android.....	95
Table 6. 2 Device Specification for iOS.....	95
Table 6. 3 Home Page Test.....	98
Table 6. 4 Character Classification Test.....	99
Table 6. 5 List Paritta Test	101
Table 6. 6 Dhammapada List Section Test.....	102
Table 6. 7 Dhammapada Verse Test.....	104
Table 6. 8 Show Content Test	106
Table 6. 9 Bottom Sheet Test	108

LIST OF FIGURES

Figure 1. 1 Phases of Rapid Application Development	4
Figure 2. 1 Insertion Sort Algorithm	13
Figure 2. 2 Dual-Pivot Quicksort Algorithm.....	15
Figure 2. 3 Knuth–Morris–Pratt Algorithm First Step Flowchart.....	17
Figure 2. 4 Knuth–Morris–Pratt Algorithm Second Step Flowchart.....	18
Figure 2. 5 MyParitta Application.....	21
Figure 2. 6 Dhammapada Application.....	22
Figure 3. 1 Use Case Diagram.....	26
Figure 3. 2 Activity Diagram of Paritta	45
Figure 3. 3 Activity Diagram of Dhammapada	46
Figure 3. 4 Activity Diagram of Character Classification.....	47
Figure 3. 5 Input, Process, and Output of the Application	48
Figure 3. 6 Screenshot of Input, Process, and Output	49
Figure 4. 1 Home Page Design.....	51
Figure 4. 2 Character Classification Page Design	52
Figure 4. 3 List Content Page Design.....	54

Figure 4. 4 Show Content Page Design.....	55
Figure 4. 5 Class Diagram.....	57
Figure 4. 6 Home Page Class Diagram	58
Figure 4. 7 Character Classification Class Diagram	58
Figure 4. 8 List Content Class Diagram	59
Figure 4. 9 Show Content Class Diagram	61
Figure 4. 10 Bottom Sheet Class Diagram	62
Figure 4. 11 Reusable Card Class Diagram.....	62
Figure 4. 12 List String of Dhammapada	63
Figure 5. 1 Home Page	65
Figure 5. 2 Character Classification Page	66
Figure 5. 3 Paritta List Page	67
Figure 5. 4 Dhammapada Section List Page.....	68
Figure 5. 5 Dhammapada Verse List Page	69
Figure 5. 6 Content Page	70
Figure 5. 7 Loading Preference Details	71
Figure 5. 8 Additional Keyboard Details.....	72

Figure 5. 9 Loop Common Paritta	73
Figure 5. 10 Showing Favorited Paritta.....	74
Figure 5. 11 Showing Common Dhammapada	75
Figure 5. 12 Showing Favorited Dhammapada	77
Figure 5. 13 Saved Preference	78
Figure 5. 14 Image Pick.....	79
Figure 5. 15 Image Classification.....	80
Figure 5. 16 Convolutional 2D	81
Figure 5. 17 Training Process.....	84
Figure 5. 18 Converting Process	85
Figure 5. 19 Testing H5 Model	86
Figure 5. 20 Testing Tensor Flow Lite Model	87
Figure 5. 21 Comparing Result of Both Model.....	88
Figure 5. 22 Searching Feature First Step	89
Figure 5. 23 Searching Feature Second Step.....	90
Figure 5. 24 Play and Stop Audio	91
Figure 5. 25 Page View Builder	92

Figure 5. 26 Reusable Card	93
Figure 6. 1 Home Page Testing on iOS Emulator	98
Figure 6. 2 Character Classification Test	99
Figure 6. 3 List Paritta Test	100
Figure 6. 4 Dhammapada List Section Test	102
Figure 6. 5 Dhammapada Verse Test	104
Figure 6. 6 Show Content Test	106
Figure 6. 7 Bottom Sheet Test	108