



**GATE TRAFFIC MONITORING INFORMATION SYSTEM
DEVELOPMENT FOR EMPLOYEE ATTENDANCE AT PT.ASTRAZENECA
INDONESIA**

By

JONES MARIHOT PURBA
012201900003

A Thesis
Submitted to the Faculty of Computing
President University
in Partial to Fulfilment of the Requirement
for the Degree of Bachelor of Science
in Information System

Cikarang, Bekasi, Indonesia

February 2023

PANEL OF EXAMINER APPROVAL

The Panel of Examiners declare that the undergraduate thesis entitled Gate Traffic Monitoring Information System Development for Employee attendance at PT. AstraZeneca Indonesia that was submitted by Jones Marihot Purba majoring in System Information from the Computing was assessed and approved to have passed the Oral Examination on 23th January 2023

Panel of Examiner



.....
Rusdianto Roestam MSc., PhD.



.....
Genta Sahuri S.Kom., M.Kom

**GATE TRAFFIC MONITORING INFORMATION SYSTEM
DEVELOPMENT FOR EMPLOYEE ATTENDANCE AT PT.ASTRAZENECA
INDONESIA**

By

JONES MARIHOT PURBA

012201900003


Approved:



Rosalina,S.Kom.,M.Kom.
Thesis Advisor



Ronny Juwono,S.Pd.,M.T.
Head Program of Information System



Rila Mandala,Ph.D
Dean of Faculty of Computing

STATEMENT OF ORIGINALITY


In my capacity as an active student of President University and as the author of the thesis/final project/business plan stated below:

Name : Jones Marihot Purba
Student ID number : 012201900003
Study Program : Information System
Faculty : Computing

I hereby declare that my thesis/final project/business plan entitled "**Gate Traffic Monitoring Information System Development for Employee Attendance at PT. AstraZeneca Indonesia**" is to the best of my knowledge and belief, an original piece of work based on sound academic principles. If there is any plagiarism detected in this thesis/final project/business plan, I am willing to be personally responsible for the consequences of these acts of plagiarism, and will accept the sanctions against these acts in accordance with the rules and policies of President University.

I also declare that this work, either in whole or in part, has not been submitted to another university to obtain a degree.

Cikarang, 17 February 2023



(.....)

Jones Marihot Purba

SCIENTIFIC PUBLICATION APPROVAL FOR ACADEMIC INTEREST

As an academic community member of the President's University,

I, the undersigned:

Name : Jones Marihot Purba

Student ID number : 012201900003

Study program : Information System

For the purpose of development of science and technology, certify, and approve to give President University a non-exclusive royalty-free right upon my final report with the title:

"Gate Traffic Monitoring Information System Development for Employee Attendance at PT. AstraZeneca Indonesia"

With this non-exclusive royalty-free right, President University is entitled to converse, to convert, to manage in a database, to maintain, and to publish my final report. There is an obligation from President University to mention my name as the copyright owner of my final report.

This statement I made is truth.

Cikarang, 17 February 2023



(.....)

Jones Marihot Purba

ADVISOR APPROVAL FOR JOURNAL/INSTITUTION'S REPOSITORY

As an academic community member of the President's University, I, the undersigned:


Name : Rosalina,Skom.,M.Kom.
ID number : 20060100053
Study program : Information System
Faculty : Computing

Declare that following thesis:

Title of thesis : Gate Traffic Monitoring Information System Development
for Employee Attendance at PT. AstraZeneca Indonesia
Thesis author : Jones Marihot Purba
Student ID number : 012201900003

Will be published in **journal / institution's repository / proceeding / unpublished /**

Cikarang, 17 February 2023

()

Rosalina,Skom.,M.Kom.

SCORE GPT


Stats

Average Perplexity Score: 119.038



A document's perplexity is a measurement of the randomness of the text

Burstiness Score: 139.580



A document's burstiness is a measurement of the variation in perplexity

SIMILARITY INDEX REPORT

Finpro

ORIGINALITY REPORT

19%

SIMILARITY INDEX

19%

INTERNET SOURCES

2%

PUBLICATIONS

0%

STUDENT PAPERS

PRIMARY SOURCES

1	repository.president.ac.id Internet Source	16%
2	jurnal.polgan.ac.id Internet Source	<1%
3	ijcis.net Internet Source	<1%
4	www.slideshare.net Internet Source	<1%
5	bircu-journal.com Internet Source	<1%
6	rccconference.org Internet Source	<1%
7	garuda.kemdikbud.go.id Internet Source	<1%
8	digilib.ui.ac.id Internet Source	<1%
9	etd.aau.edu.et Internet Source	<1%

ABSTRACT

PT. AstraZeneca Indonesia is a science-based global biopharmaceutical company that focuses on the search, development and trade of prescription drugs shipped from major countries. As a global company, of course, requires an efficient way of integrating cross-gates for employee attendance. Attendance is an important factor in maintaining the quality of employee performance in a company. With advances in technology like today, the ease of attendance can also be done easily, so the use of the old attendance system can be considered less effective in this current era, employees need efficiency in the computerized attendance process and this system will improve the documents because it uses the old attendance system, this can also save time for employees in inputting their attendance data. Therefore, the company must replace the old system to the latest and efficient system in integrating cross-gates for employee attendance.

This final project was created to adjust attendance in the development of a dynamic and effective information system in meeting the needs of the PT. AstraZeneca Indonesia-Cikarang site company and of course it will increase from manual input to record employees every month to computerized attendance records. This website will consist of various menus tailored to user needs such as when employees come in, employees leave for a break, employees return from rest and when employees go home or finish work. Through the development of this information system, those who know and employees can obtain more accurate information and of course employees can see a recap of attendance data from each user. This study also aims to design an information system that has an effective and dynamic page display according to company needs so that users or employees can easily use the menus and features in the system.

Keyword: Attendance Record, Computerized, System, Effective, Company

DEDICATION

With gratitude and thanks, I dedicate this final project of mine

To:

1. My beloved parents, thank you father and mother for supporting me and praying for me in the process during my lectures, so that I can be at this stage. Thanks to the prayers and support from my father and mother I can carry out this lecture and final project well.
2. To my brothers and sisters, I am very grateful for giving me extraordinary inputs to keep me enthusiastic about carrying out this final project and always providing assistance to listen to my stories and complaints in completing my studies, thanks to the support and prayers my brother and sister can get through that difficult time.
3. I also thank my best friends "Anjay Jadi" Rina, Carles, Zefanya. "Kesayangan Mamaknya", "Gaje Squad". Thanks to your kindness so far I can have a sense of enthusiasm to be at this stage and for my other friends, whom I cannot say one by one, thank you for the love you give and receive. Thank you for having me as your friend.
4. I also thank the PT.AstraZeneca-Cikarang site for giving me a valuable opportunity to be able to do an internship at the Operational Excellence division, which has given me a lot of insight into professional work and invaluable experience, and to my mentors, kak Marwan, Eka, Aline, Banu and other mentors that I cannot mention one by one who have helped me and made me a good co-worker.

ACKNOWLEDGEMENTS

Praise be to the presence of the Lord Jesus, I thank you profusely, for giving me this opportunity to study and giving me health so that while I am working on this project there are no excessive obstacles. I also thank you very much for always listening to my prayers and requests so that I can go through these difficult and long times with gratitude. And also always provide peace of mind and heart when I experience difficulties in this process.

I also want to thank the people closest to me; my parents, siblings, family and friends. For providing support and encouragement so that I can carry out my lecture process well and also finish this final project well.

Finally, to my advisor, I thank you very much for guiding me patiently and for the inputs that have been given to me and for always providing solutions to my questions quickly and precisely so that I can complete this obligation properly.

TABLE OF CONTENTS

DEDICATION	ix
AKNOWLEDGEMENTS.....	x
LIST OF FIGURE.....	xv
LIST OF TABLE	xviii
CHAPTER I.....	1
INTRODUCTION	1
1.1 Background	1
1.2 Problem Statement	2
1.3 Research Objective	2
1.4 Scope and Limitation	3
1.5 Thesis Methodology.....	3
1.6 Thesis Outline	4
CHAPTER II.....	6
LITERATURE REVIEW	6
2.1 Information System.....	6
2.1.1 Definition of System	6
2.1.2 Definition of Information.....	8
2.1.3 Definition of Information System.....	8
2.2 AstraZeneca Services.....	9
2.3 Related Works.....	10
2.3.1 Employee attendance	10
2.3.2 Talenta.....	11
2.3.3 Comparison Overview with Related Work	11
CHAPTER III	13
SYSTEM ANALYSIS	13
3.1 System Overview	13
3.2 Functional Requirement.....	14
3.3 Software and Hardware Requirements.....	15
3.4 Use Case Diagram.....	16
3.5 Use Case Narrative	17
3.6 Activity Diagram	37
3.6.1 Register Admin	37

3.6.2	Login Admin	38
3.6.3	Input Attendance	40
3.6.4	Add New Department	41
3.6.5	Add New Shift	42
3.6.6	Add New Location	43
3.6.7	Edit Users	44
3.6.8	Generate Report	45
3.6.9	Input Attendance	46
3.6.10	View Report Attendance	47
CHAPTER IV		48
SYSTEM DESIGN		48
4.1	User Interface (UI) Design	48
4.1.1	Login Page	48
4.1.2	Dashboard Admin	49
4.1.3	Department Page	50
4.1.4	Add New Department	50
4.1.5	Edit Department	51
4.1.6	Shift Page	51
4.1.7	Add New Shift	52
4.1.8	Edit Shift	53
4.1.9	Karyawan Page	53
4.1.10	Add New Employee	54
4.1.11	Edit Employee	55
4.1.12	Location Page	55
4.1.13	Add New Location	56
4.1.14	Edit Location	57
4.1.15	Users Page	57
4.1.16	Edit User	58
4.1.17	Print Laporan Page	59
4.1.18	Generate Report	59
4.1.19	Input Attendance	60
4.1.20	My Profile-User	61
4.1.21	Check-out	61

4.1.22	Reconfirm the account creation	62
4.2	Data Design.....	63
4.2.1	Entity Relationship Diagram (ERD)	63
4.2.2	Database Table.....	63
CHAPTER V	67
SYSTEM IMPLEMENTATION	67
5.1	User Interface (UI) Development	67
5.1.1	Login Page	67
5.1.2	Dashboard Admin	68
5.1.3	Department Page.....	68
5.1.4	Add New Department	69
5.1.5	Edit Department	70
5.1.6	Shift Page.....	70
5.1.7	Add New Shift	71
5.1.8	Edit Shift	72
5.1.9	Karyawan Page	72
5.1.10	Add New Employee	73
5.1.11	Edit Employee.....	74
5.1.12	Location Page.....	74
5.1.13	Add New Location.....	75
5.1.14	Edit Location.....	76
5.1.15	Users Page.....	76
5.1.16	Edit User	77
5.1.17	Print Laporan Page.....	77
5.1.18	Generate Report	78
5.1.19	Input Attendance.....	79
5.1.20	My Profile User.....	79
5.1.21	Check-Out Page	80
5.1.22	Reconfirm the account creation	80
5.2	Application Details	81
5.2.1	Login Account.....	81
5.2.2	Get Account	82
5.2.3	Check-in the Attendance.....	82

5.2.4	Check-out the Attendance	84
5.2.5	Get Department	85
5.2.6	Get Data Dashboard	86
5.2.7	Get All Employee Data	86
5.2.8	Add Department.....	87
5.2.9	Edit Department	88
5.2.10	Add Shift.....	89
5.2.11	Edit Shift	90
5.2.12	Add Employee.....	91
5.2.13	Edit Employee.....	92
5.2.13	Add Location	93
5.2.14	Edit Location.....	93
5.2.15	Add Users.....	94
5.2.15	Edit Users.....	95
5.2.16	Print Report.....	96
CHAPTER VI		97
SYSTEM TESTING		97
6.1	Testing Environment.....	97
6.2.1	General Features Testing	97
6.2.2	Admin Features Testing.....	98
6.2.3	Employee Features Testing.....	100
CHAPTER VII.....		101
CONCLUSION AND FUTURE WORK		101
7.1	Conclusion	101
7.2	Future Work	101
REFERENCES		103

LIST OF FIGURE

Figure 3. 1 Use Case Diagram	16
Figure 3. 2 Registration Admin	38
Figure 3. 3 Login Admin	39
Figure 3. 4 Input the attendance.....	40
Figure 3. 5 Tambahkan Department baru	41
Figure 3. 6 Tambahkan Shift Baru.....	42
Figure 3. 7 Tambahkan Lokasi Baru.....	43
Figure 3. 8 Edit Users	44
Figure 3. 9 Generate Report.....	45
Figure 3. 10 Input Attendance.....	46
Figure 3. 11 View Report attendance.....	47
Figure 4. 1 Login Page.....	48
Figure 4. 2 Admin Menu Dashboard	49
Figure 4. 3 Admin-Department Page	50
Figure 4. 4 Admin-Add New Department	50
Figure 4. 5 Admin-Edit Department	51
Figure 4. 6 Shift Page.....	52
Figure 4. 7 Admin-Add New Shift.....	52
Figure 4. 8 Admin-Edit Shift	53
Figure 4. 9 Admin-Karyawan Page	53
Figure 4. 10 Admin-Add New Employee	54
Figure 4. 11 Admin-Edit Employee	55
Figure 4. 12 Admin-Location Page.....	55
Figure 4. 13 Admin-Add New Location	56
Figure 4. 14 Admin-Edit Location.....	57
Figure 4. 15 Admin-Users Page.....	58
Figure 4. 16 Admin-Edit Users.....	58
Figure 4. 17 Admin-Print Laporan Page.....	59
Figure 4. 18 Admin-Generate Report	60
Figure 4. 19 User-Input the Attendance.....	60
Figure 4. 20 User-My Profile.....	61

Figure 4. 21 User-Check out.....	62
Figure 4. 22 Reconfirm the account creation.....	62
Figure 4. 23 Entity Relationship Diagram (ERD).....	63
Figure 5. 1 Login Page.....	67
Figure 5. 2 Dashboard Admin.....	68
Figure 5. 3 Department Page.....	68
Figure 5. 4 Add New Department.....	69
Figure 5. 5 Edit Department.....	70
Figure 5. 6 Shift Page.....	70
Figure 5. 7 Add New Shift.....	71
Figure 5. 8 Edit Shift.....	72
Figure 5. 9 Karyawan page.....	73
Figure 5. 10 Add New Employee.....	73
Figure 5. 11 Edit Employee.....	74
Figure 5. 12 Location Page.....	75
Figure 5. 13 Add New Location.....	75
Figure 5. 14 Edit Location.....	76
Figure 5. 15 Users Page.....	76
Figure 5. 16 Edit User.....	77
Figure 5. 17 Print Laporan Page.....	78
Figure 5. 18 Generate Report.....	78
Figure 5. 19 Input Attendance.....	79
Figure 5. 20 Profile User.....	79
Figure 5. 21 Check-out Page.....	80
Figure 5. 22 Reconfirm the account creation.....	81
Figure 5. 23 Login Account.....	81
Figure 5. 24 Get Account.....	82
Figure 5. 25 Check-in the Attendance.....	83
Figure 5. 26 Check-out The Attendance.....	84
Figure 5. 27 Get Department.....	85
Figure 5. 28 Get Data Dashboard.....	86
Figure 5. 29 Get All Employee Data.....	86
Figure 5. 30 Add Department.....	87

Figure 5. 31 Edit Department..... 88
Figure 5. 32 Add Shift 89
Figure 5. 33 Edit Shift..... 90
Figure 5. 34 Add Employee 91
Figure 5. 35 Edit Employee 92
Figure 5. 36 Add Location 93
Figure 5. 37 Edit Location 93
Figure 5. 38 Add Users 94
Figure 5. 39 Edit User 95
Figure 5. 40 Print Report 96

LIST OF TABLE

Table 2. 1 Comparison Talenta website, EAP Website and My Website.....	12
Table 3. 1 Functional Requirement.....	15
Table 3. 2 Login.....	18
Table 3. 3 Add New Department	19
Table 3. 4 Edit Department.....	20
Table 3. 5 Delete Department	21
Table 3. 6 Add New Shift	22
Table 3. 7 Edit Shift.....	23
Table 3. 8 Delete Shift	24
Table 3. 9 Edit Karyawan	25
Table 3. 10 Add New Karyawan.....	26
Table 3. 11 Delete Karyawan.....	27
Table 3. 12 Edit Lokasi.....	28
Table 3. 13 Delete Lokasi.....	29
Table 3. 14 Add New Lokasi	29
Table 3. 15 Edit Users.....	30
Table 3. 16 Delete Users.....	31
Table 3. 17 Activate User	32
Table 3. 18 Logout Account	33
Table 3. 19 Print Laporan	34
Table 3. 20 Input the Attendance.....	35
Table 3. 21 Logout.....	36
Table 3. 22 Login.....	37
Table 6. 1 General Features Testing Scenario	98
Table 6. 2 Admin Features Testing Scenario.....	100
Table 6. 3 Employee Features Testing Scenario.....	100