



**WEB-BASED MANAGEMENT INFORMATION SYSTEM FOR DATA
ARCHIVES AND DOCUMENT DISPOSITION AT RBIY**

UNDERGRADUATE THESIS

**Submitted as one of the requirements to obtain
Sarjana Komputer (S.Kom.)**

By:

KHOLFAN ILMI AYUNI FADILLAH

012202000051

**FACULTY OF COMPUTING
INFORMATION SYSTEM STUDY PROGRAM**

CIKARANG

JUNE, 2023

STATEMENT OF ORIGINALITY

In my capacity as an active student of President University and as the author of the undergraduate thesis/final project/business plan stated below:

Name : Kholifah Ilmi Ayuni Fadillah

Student ID number : 012202000051

Study Program : Information System

Faculty : Computing

I hereby declare that my undergraduate thesis/final project/business plan entitled "Web-Based Management Information System for Data Archives and Document Disposition at RBIY" is, to the best of my knowledge and belief, an original piece of work based on sound academic principles. If there is any plagiarism, including but not limited to Artificial Intelligence plagiarism, is detected in this undergraduate thesis/final project/business plan, I am willing to be personally responsible for the consequences of these acts of plagiarism, and accept the sanctions against these acts in accordance with the rules and policies of President University.

I also declare that this work, either in whole or in part, has not been submitted to another university to obtain a degree.

Cikarang, 17 July 2023



(Kholifah Ilmi Ayuni Fadillah)

SCIENTIFIC PUBLICATION APPROVAL FOR ACADEMIC INTEREST

As a student of the President University, I, the undersigned:

Name : Kholifah Ilmi Ayuni Fadillah
Student ID number : 012202000051
Study program : Information System

for the purpose of development of science and technology, certify, and approve to give President University a non-exclusive royalty-free right upon my final report with the title:

WEB-BASED MANAGEMENT INFORMATION SYSTEM FOR DATA ARCHIVES AND DOCUMENT DISPOSITION AT RBIY

With this non-exclusive royalty-free right, President University is entitled to converse, to convert, to manage in a database, to maintain, and to publish my final report. There are to be done with the obligation from President University to mention my name as the copyright owner of my final report.

This statement I made in truth.

Cikarang, 17 July 2023



(Kholifah Ilmi Ayuni Fadillah)

ADVISOR'S APPROVAL FOR PUBLICATION

As a lecturer of the President University, I, the undersigned:

Advisor's Name : Rosalina
NIDN : 20060100053
Study program : Information System
Faculty : Computing

declare that following thesis:

Title of undergraduate thesis : Web-Based Management Information System for Data
Archives and Document Disposition at RBIY
Undergraduate Thesis author : Kholifah Ilmi Ayuni Fadillah
Student ID number : 012202000051

will be published in **journal / institution's repository / proceeding / unublish.**

Cikarang, 26 July 2023



(Rosalina, S.Kom., M.Kom)

PANEL OF EXAMINER APPROVAL

The Panel of Examiners declare that the undergraduate thesis entitled **WEB-BASED MANAGEMENT INFORMATION SYSTEM FOR DATA ARCHIVES AND DOCUMENT DISPOSITION AT RBIY** that was submitted by **KHOLFAH ILMI AYUNI FADILLAH** majoring in **INFORMATION SYSTEM** from the **FACULTY OF COMPUTING** was assessed and approved to have passed the Oral Examination on **Wednesday, June 14, 2023**.


Panel of Examiner



.....

RUSDIANTO ROESTAM


Chair of Panel Examiner



.....

GENTA SAHURI

Examiner I



.....

ROSALINA

Advisor

Web-Based Management Information System for Data Archives and Document Disposition at RBIY

ORIGINALITY REPORT

15%

SIMILARITY INDEX

12%

INTERNET SOURCES

1%

PUBLICATIONS

12%

STUDENT PAPERS

PRIMARY SOURCES

1

Submitted to President University

Student Paper

8%

2

repository.president.ac.id

Internet Source

3%

3

Submitted to City University of Hong Kong

Student Paper

1%

4

Submitted to UNITEC Institute of Technology

Student Paper

<1%

5

Submitted to Hong Kong Baptist University

Student Paper

<1%

6

Dessy Santi, Meri Kristina Tongkuru. "Sistem Informasi Pengarsipan Surat-Surat Pada PT Sinergi Perkebunan Nusantara", Jurnal Ilmiah Intech : Information Technology Journal of UMUS, 2020

Publication

<1%

7

Submitted to Universiti Tunku Abdul Rahman

Student Paper



<1%

Your text is likely to be written entirely by a human



The nature of AI-generated content is changing constantly. As such, these results should not be used to punish students. While we build more robust models for GPTZero, we recommend that educators take these results as one of many pieces in a holistic assessment of student work. See our [FAQ](#) for more information.

GPTZero Model Version: [2023-07-19](#)

How did we do?  


Stats

Average Perplexity Score: 75.167



A document's perplexity is a measurement of the randomness of the text

Burstiness Score: 50.202



A document's burstiness is a measurement of the variation in perplexity

Your sentence with the highest perplexity, *"From the existing data, sometimes some data needs disposition with many purposes, especially in companies and governments."*, has a perplexity of: 171

ABSTRAK

This Final Project describes the "**Web-Based Management Information System for Archives and Disposition Documents at RBIY**". The background of this Final Project is the situation at RBIY company which has a lot of data and it is still stored manually so it sometimes takes a long time to find the data you want if you don't know where it is. The background for making this final project is that the author sees that data disposal arrangements are still manual as well by combining hard files in one place or separate soft copies so that it is rather difficult to check documents that should have been destroyed.

This Final Project is inspired by cloud and Google functions. Where the cloud functions to store data in a web form that is smaller in size and invisible so that writers can archive data more easily and don't have to worry about storage. Then Google functions to find information quickly so that writers can quickly find the data they want to search for.

This Final Project aims to make archiving and disposing of data more effective and more efficient. Where the author unites all existing data or archives it on a platform in the form of a web and creates a special user who can enter the web and create, view, edit, and delete data. Because sometimes the data on the laptop/computer can be lost either intentionally or unintentionally by other people who have access to the data. For document disposition, the author arranges it so that when a user enters a file into the web, the user can immediately make a schedule for the disposition of the document. Document disposition here is also not just for documents that must be destroyed but can be for other purposes such as asking for signatures or asking other relevant departments to fill out and so on.

Keywords: management information system, manual, website, function, data, archive, disposition, document, effective, efficient, user

DEDICATION

Thank God for the presence of Allah SWT for His blessings and mercy so that the writing of this Final Project can run and be completed properly and as expected. This Final Project is made by the author by mobilizing all available resources and efforts including assistance and encouragement from various parties. Therefore, the author would like to pay respects and thanks to the following parties.

1. To the author's beloved parents, thanks to the father and mother who always accompany, supported, and pray for the author in every step and deed of the author from childhood until now, including in the making of this final project.
2. For my beloved extended family, thanks to my brothers, sisters, grandmothers, aunts, and uncles who also always support and pray for the writer even from afar.
3. For the author's supervisor, thanks to Ma'am Rosalina who always guides, directs, gives suggestions, comments, and so on so that the writer can make the final project as expected.
4. For the author's good friends, thanks to Adinda Marcelya Lestari and Sirly Amalia Nugroho who always help, support, pray for, accompany, and listen to the author's complaints so far, especially when making the final project.
5. For the author's internal mentor, thanks to Mr. Dian Mardiana who also helped, supported, and prayed for the author during the internship and the making of this final project.
6. Thanks also to other parties who also participated in helping, supporting, and praying for the author in making this final project that the author cannot mention one by one.

Bekasi, July 2023



Kholifah Ilmi Ayuni Fadillah

ACKNOWLEDGEMENT

First of all, the writer would like to praise and thank God for the presence of Allah SWT, for whose protections and gifts the writer was able to finalize this final project well, easily, and as expected. Shalawat and greetings are also always devoted to the great Prophet Muhammad SAW, through whose grace the author was able to finish this final project. There are so many ups and downs, laughter and tears, tired spirit, sane and stressed, and so on so the author put a lot of effort and effort into making this final project.

The author would like to say many thanks to the parents, family, brothers and sisters, grandmothers, uncles and aunts, and friends of the authors who always accompany, supported, prayed, entertained, and listened to all the complaints of the author through the making this final project. The author intends also like to say thanks to the author's thesis/final project supervisor, Ma'am Rosalina, who was always there, directed, guided, provided input and suggestions, corrected, and supported the author during the making of this final project. The author also thanks the author's internal mentor, Mr. Dian Mardiana, who also always helps, supports everything that can be given, supports, encourages, and prays for the author during the making this final project.

Finally, the author would like to say thank many other parties that the author cannot mention one by one who has helped, supported, and prayed for the author during the making of this final project. Because there are still many other parties who participate in the success of the final production of this project. So without reducing respect, the author also wants to thank the parties concerned.

The author knows that this final project is still far from perfection due to limitations in writing in terms of knowledge, abilities, and experience so this final project still has many shortcomings. The author hopes that this final project can be useful for many people, including readers. Once again, the author would like to thank profusely and the author's sincere respect is given to all parties who have helped the author.

TABLE OF CONTENTS

ABSTRAK	ix
DEDICATION	x
ACKNOWLEDGEMENT	xi
TABLE OF CONTENTS	xii
LIST OF TABLES	xviii
LIST OF FIGURES	xix
CHAPTER I INTRODUCTION	1
1.1 Background.....	1
1.2 Problem Statement	2
1.3 Research Objective	3
1.4 Scope and Limitation	3
1.4.1 Scope.....	3
1.4.2 Limitation.....	4
1.5 Methodology	4
1.6 Research Outline.....	5
CHAPTER II LITERATURE STUDY	7
2.1 Management Information System.....	7
2.1.1 Definition of Management.....	7
2.1.2 Definition of Information.....	7
2.1.3 Definition of System	8
2.1.4 Management Information System.....	8
2.1.5 Project Management	8
2.2 Data Storage.....	9
2.3 Document Disposition	10
2.4 PT. Robert Bosch Automotive.....	11

2.5 Related Works.....	11
2.5.1 RBIY Process Compass	11
2.5.2 Work On.....	12
2.5.3 Comparison Overview with Related Work.....	13
CHAPTER III SYSTEM ANALYSIS.....	14
3.1 System Overview	14
3.2 Functional Analysis	15
3.3 Software and Hardware.....	16
3.4 Use Case Diagram.....	16
3.5 Use Case Narrative	17
3.5.1 Use Case Narrative of Login.....	17
3.5.2 Use Case Narrative of Add Mail or Reference Letter.....	19
3.5.3 Use Case Narrative of Edit Mail or Reference Letter.....	20
3.5.4 Use Case Narrative of Delete Mail or Reference Letter	22
3.5.5 Use Case Narrative of Disposition Mail	23
3.5.6 Use Case Narrative of Add Disposition.....	25
3.5.7 Use Case Narrative of Edit Disposition.....	26
3.5.8 Use Case Narrative of Delete Disposition	27
3.5.9 Use Case Narrative of Print Mail.....	29
3.5.10 Use Case Narrative of Search Mail or Reference Letter.....	30
3.5.11 Use Case Narrative of View Agenda or Filter File Gallery.....	31
3.5.12 Use Case Narrative of Import Reference Letter	32
3.5.13 Use Case Narrative of View Instance/Company	33
3.5.14 Use Case Narrative of Add User.....	34
3.5.15 Use Case Narrative of Edit User.....	36
3.5.16 Use Case Narrative of Delete User	37
3.5.17 Use Case Narrative of Backup Database	38

3.5.18 Use Case Narrative of Restore Database	39
3.5.19 Use Case Narrative of View Profile/Account	41
3.5.20 Use Case Narrative of Logout.....	42
3.6 Activity Diagram	43
3.6.1 Activity Diagram of Login.....	43
3.6.2 Activity Diagram of Add Mail or Reference Letter.....	44
3.6.3 Activity Diagram of Edit Mail or Reference Letter.....	45
3.6.4 Activity Diagram of Delete Mail or Reference Letter	46
3.6.5 Activity Diagram of Disposition Mail	47
3.6.6 Activity Diagram of Add Disposition.....	48
3.6.7 Activity Diagram of Edit Disposition	49
3.6.8 Activity Diagram of Delete Disposition	50
3.6.9 Activity Diagram of Print Mail.....	50
3.6.10 Activity Diagram of Search Mail or Reference Letter.....	51
3.6.11 Activity Diagram of View Agenda or Filter File Gallery	52
3.6.12 Activity Diagram of Import Reference Mail	53
3.6.13 Activity Diagram of View Institution	53
3.6.14 Activity Diagram of Add User.....	54
3.6.15 Activity Diagram of Edit User.....	55
3.6.16 Activity Diagram of Delete User	56
3.6.17 Activity Diagram of Backup Database	57
3.6.18 Activity Diagram of Restore Database	58
3.6.19 Activity Diagram of View Profile/Account.....	59
3.6.20 Activity Diagram of Logout.....	60
CHAPTER IV SYSTEM DESIGN.....	61
4.1 User Interface Design	61
4.1.1 UI Design of Login	61

4.1.2	UI Design of Dashboard	62
4.1.3	UI Design of Mail Transaction	62
4.1.4	UI Design of Disposition Mail.....	63
4.1.5	UI Design of Add Data	64
4.1.6	UI Design of Edit Data	64
4.1.7	UI Design of Delete Data.....	65
4.1.8	UI Design of Print Data	66
4.1.9	UI Design of Search Data	66
4.1.10	UI Design of Agenda Book.....	67
4.1.11	UI Design of View Agenda Book	67
4.1.12	UI Design of File Gallery	68
4.1.13	UI Design of Filter File Gallery.....	69
4.1.14	UI Design of View Detail File Gallery	69
4.1.15	UI Design of Reference	70
4.1.16	UI Design of Import Reference.....	71
4.1.17	UI Design of Instance Management	71
4.1.18	UI Design of User Management	72
4.1.19	UI Design of Backup Database.....	72
4.1.20	UI Design of Restore Database.....	73
4.1.21	UI Design of Profile.....	73
4.1.22	UI Design of Logout	74
4.2	Entity Relationship Diagram.....	74
4.3	Database Design.....	75
CHAPTER V SYSTEM IMPLEMENTATION		78
5.1	User Interface (UI) Development	78
5.1.1	Login Page	78
5.1.2	Dashboard Page	79

5.1.3	Mail Transaction Page	79
5.1.4	Add Data Incoming Mail Page	80
5.1.5	Add Data Outcoming Mail Page.....	81
5.1.6	Disposition Mail Page.....	81
5.1.7	Add Data Disposition Page.....	82
5.1.8	Agenda Book Page.....	82
5.1.9	View Agenda Book Page	83
5.1.10	File Gallery Page.....	83
5.1.11	Filter File Gallery Page.....	84
5.1.12	View Detail File Gallery Page	85
5.1.13	Reference Page.....	85
5.1.14	Add Data Reference Page	86
5.1.15	Import Reference Page.....	86
5.1.16	Institution Management Page	87
5.1.17	User Management Page	88
5.1.18	Add User Page	88
5.1.19	Backup Database Page	89
5.1.20	Restore Database Page.....	89
5.1.21	Profile Page.....	90
5.1.22	Edit Data Page.....	91
5.1.23	Delete Data Page.....	91
5.1.24	Print Data Page	92
5.1.25	Search Data Page	93
5.1.26	Logout Page	93
5.2	Application Details	94
5.2.1	Login Page	94
5.2.2	Dashboard Page	95

5.2.3	Mail Transaction Page	96
5.2.4	Disposition Mail Page.....	97
5.2.5	Agenda Book Page.....	98
5.2.6	File Gallery Page.....	99
5.2.7	Reference Page.....	100
5.2.8	Instance Management Page.....	101
5.2.9	User Management Page	102
5.2.10	Backup Database Page	103
5.2.11	Restore Database Page	104
5.2.12	Profile Page	104
5.2.13	Logout Page	105
CHAPTER VI SYSTEM TESTING		106
6.1	Testing Environment.....	106
6.2	Testing Scenario.....	106
6.2.1	General Features	106
6.2.2	Super Admin Features.....	108
6.2.3	Administrator Features.....	109
6.2.4	Normal User/Disposition Officer Features	109
CHAPTER VII CONCLUSION AND FUTURE WORK.....		111
7.1	Conclusion	111
7.2	Future Work	111
REFERENCES.....		113

LIST OF TABLES

<i>Table 2.5.3.1 Comparison Overview with Related Work</i>	13
<i>Table 3.2.1 Functional Analysis</i>	16
<i>Table 3.5.1 Use Case Narrative of Login</i>	19
<i>Table 3.5.2 Use Case Narrative of Add Mail or Reference</i>	20
<i>Table 3.5.3 Use Case Narrative of Edit Mail or Reference</i>	22
<i>Table 3.5.4 Use Case Narrative of Delete Mail or Reference</i>	23
<i>Table 3.5.5 Use Case Narrative of Disposition Mail</i>	25
<i>Table 3.5.6 Use Case Narrative of Add Disposition</i>	26
<i>Table 3.5.7 Use Case Narrative of Edit Disposition</i>	27
<i>Table 3.5.8 Use Case Narrative of Delete Disposition</i>	29
<i>Table 3.5.9 Use Case Narrative of Print Mail</i>	30
<i>Table 3.5.10 Use Case Narrative of Search Mail or Reference</i>	31
<i>Table 3.5.11 Use Case Narrative of View Agenda or Filter File Gallery</i>	32
<i>Table 3.5.12 Use Case Narrative of Import Reference Letter</i>	33
<i>Table 3.5.13 Use Case Narrative of View Instance/Company</i>	34
<i>Table 3.5.14 Use Case Narrative of Add User</i>	35
<i>Table 3.5.15 Use Case Narrative of Edit User</i>	37
<i>Table 3.5.16 Use Case Narrative of Delete User</i>	38
<i>Table 3.5.17 Use Case Narrative of Backup Database</i>	39
<i>Table 3.5.18 Use Case Narrative of Restore Database</i>	41
<i>Table 3.5.19 Use Case Narrative of View Profile/Account</i>	42
<i>Table 3.5.20 Use Case Narrative of Logout</i>	42
<i>Table 4.3.1 Database Design</i>	77
<i>Table 6.2.1 General Features</i>	107
<i>Table 6.2.2 Super Admin Features</i>	109
<i>Table 6.2.3 Administrator Features</i>	109
<i>Table 6.2.4 Normal User Features</i>	110

LIST OF FIGURES

<i>Figure 2.5.1 RBIY Process Compass</i>	12
<i>Figure 2.5.2 Work On</i>	12
<i>Figure 3.4.1 Use Case Diagram of Interaction Actor and System</i>	17
<i>Figure 3.6.1 Activity Diagram of Login</i>	44
<i>Figure 3.6.2 Activity Diagram of Add Mail or Reference</i>	45
<i>Figure 3.6.3 Activity Diagram of Edit Mail or Reference</i>	46
<i>Figure 3.6.4 Activity Diagram of Delete Mail or Reference</i>	47
<i>Figure 3.6.5 Activity Diagram of Disposition Mail</i>	47
<i>Figure 3.6.6 Activity Diagram of Add Disposition</i>	48
<i>Figure 3.6.7 Activity Diagram of Edit Disposition</i>	49
<i>Figure 3.6.8 Activity Diagram of Delete Disposition</i>	50
<i>Figure 3.6.9 Activity Diagram of Print Mail</i>	51
<i>Figure 3.6.10 Activity Diagram of Search Mail or Reference</i>	52
<i>Figure 3.6.11 Activity Diagram of View Agenda or Filter File Gallery</i>	52
<i>Figure 3.6.12 Activity Diagram of Import Reference Mail</i>	53
<i>Figure 3.6.13 Activity Diagram of View Institution</i>	54
<i>Figure 3.6.14 Activity Diagram of Add User</i>	55
<i>Figure 3.6.15 Activity Diagram of Edit User</i>	56
<i>Figure 3.6.16 Activity Diagram of Delete User</i>	57
<i>Figure 3.6.17 Activity Diagram of Backup Database</i>	58
<i>Figure 3.6.18 Activity Diagram of Restore Database</i>	59
<i>Figure 3.6.19 Activity Diagram of View Profile/Account</i>	60
<i>Figure 3.6.20 Activity Diagram of Logout</i>	60
<i>Figure 4.1.1 UI Design of Login</i>	61
<i>Figure 4.1.2 UI Design of Dashboard</i>	62
<i>Figure 4.1.3 UI Design of Mail Transaction</i>	62
<i>Figure 4.1.4 UI Design of Disposition Mail</i>	63
<i>Figure 4.1.5 UI Design of Add Data</i>	64
<i>Figure 4.1.6 UI Design of Edit Data</i>	64
<i>Figure 4.1.7 UI Design of Delete Data</i>	65
<i>Figure 4.1.8 UI Design of Print Data</i>	66
<i>Figure 4.1.9 UI Design of Search Data</i>	66
<i>Figure 4.1.10 UI Design of Agenda Book</i>	67
<i>Figure 4.1.11 UI Design of View Agenda Book</i>	67
<i>Figure 4.1.12 UI Design of File Gallery</i>	68
<i>Figure 4.1.13 UI Design of Filter File Gallery</i>	69
<i>Figure 4.1.14 UI Design of View Detail File Gallery</i>	69

<i>Figure 4.1.15 UI Design of Reference</i>	70
<i>Figure 4.1.16 UI Design of Import Reference</i>	71
<i>Figure 4.1.17 UI Design of Instance Management</i>	71
<i>Figure 4.1.18 UI Design of User Management</i>	72
<i>Figure 4.1.19 UI Design of Backup Database</i>	72
<i>Figure 4.1.20 UI Design of Restore Database</i>	73
<i>Figure 4.1.21 UI Design of Profile</i>	73
<i>Figure 4.1.22 UI Design of Logout</i>	74
<i>Figure 4.2.1 Entity Relationship Diagram</i>	75
<i>Figure 5.1.1 Login Page</i>	78
<i>Figure 5.1.2 Dashboard Page</i>	79
<i>Figure 5.1.3 Mail Transaction Page</i>	79
<i>Figure 5.1.4 Add Data Incoming Mail Page</i>	80
<i>Figure 5.1.5 Add Data Outcoming Mail Page</i>	81
<i>Figure 5.1.6 Disposition Mail Page</i>	81
<i>Figure 5.1.7 Add Data Disposition Page</i>	82
<i>Figure 5.1.8 Agenda Book Page</i>	82
<i>Figure 5.1.9 View Agenda Book Page</i>	83
<i>Figure 5.1.10 File Gallery Page</i>	83
<i>Figure 5.1.11 Filter File Gallery Page</i>	84
<i>Figure 5.1.12 View Detail File Gallery Page</i>	85
<i>Figure 5.1.13 Reference Page</i>	85
<i>Figure 5.1.14 Add Reference Page</i>	86
<i>Figure 5.1.15 Import Reference Page</i>	86
<i>Figure 5.1.16 Instance Management Page</i>	87
<i>Figure 5.1.17 User Management Page</i>	88
<i>Figure 5.1.18 Add User Page</i>	88
<i>Figure 5.1.19 Backup Database Page</i>	89
<i>Figure 5.1.20 Restore Database Page</i>	89
<i>Figure 5.1.21 Profile Page</i>	90
<i>Figure 5.1.22 Edit Data Page</i>	91
<i>Figure 5.1.23 Delete Data Page</i>	91
<i>Figure 5.1.24 Print Data Page</i>	92
<i>Figure 5.1.25 Search Data Page</i>	93
<i>Figure 5.1.26 Logout Page</i>	93
<i>Figure 5.2.1.1 Empty Form Validation Login Code</i>	94
<i>Figure 5.2.1.2 Session Error Login Code</i>	94
<i>Figure 5.2.1.3 Login Form Code</i>	94
<i>Figure 5.2.2.1 Header Dashboard Code</i>	95
<i>Figure 5.2.2.2 Content Dashboard Code</i>	95

<i>Figure 5.2.2.3 Footer Dashboard Code</i>	96
<i>Figure 5.2.3.1 Admin Restriction Mail Transaction Code</i>	96
<i>Figure 5.2.3.2 Mail Transaction Code</i>	96
<i>Figure 5.2.3.3 Search Data Mail Transaction Code</i>	97
<i>Figure 5.2.3.4 View Data Mail Transaction Code</i>	97
<i>Figure 5.2.4.1 Disposition Code</i>	97
<i>Figure 5.2.4.2 View Disposition Code</i>	98
<i>Figure 5.2.5.1 Agenda Book Code</i>	98
<i>Figure 5.2.6.1 File Gallery Code</i>	99
<i>Figure 5.2.6.2 View Data File Gallery Code</i>	99
<i>Figure 5.2.6.3 View Detail File Gallery Code</i>	100
<i>Figure 5.2.7.1 Reference Code</i>	100
<i>Figure 5.2.7.2 View Data Reference Code</i>	101
<i>Figure 5.2.7.3 Search Data Reference Code</i>	101
<i>Figure 5.2.8.1 Instance Management Code</i>	101
<i>Figure 5.2.8.2 Input Data Instance Management Code</i>	102
<i>Figure 5.2.9.1 User Management Code</i>	102
<i>Figure 5.2.9.2 Type User Code</i>	103
<i>Figure 5.2.10.1 Backup Database Code</i>	103
<i>Figure 5.2.11.1 Restore Database Code</i>	104
<i>Figure 5.2.12.1 Validate Blank Form Profile Code</i>	104
<i>Figure 5.2.12.2 Data Input Validation Profile Code</i>	104
<i>Figure 5.2.12.3 Update Profile Code</i>	105
<i>Figure 5.2.13.1 Logout Code</i>	105